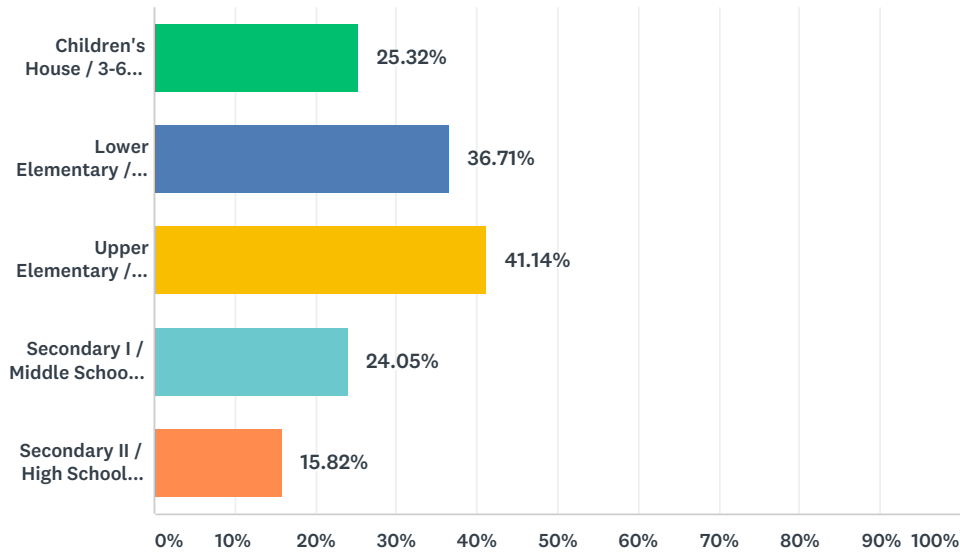


Q1 I have children in the following levels. (Select all that apply)

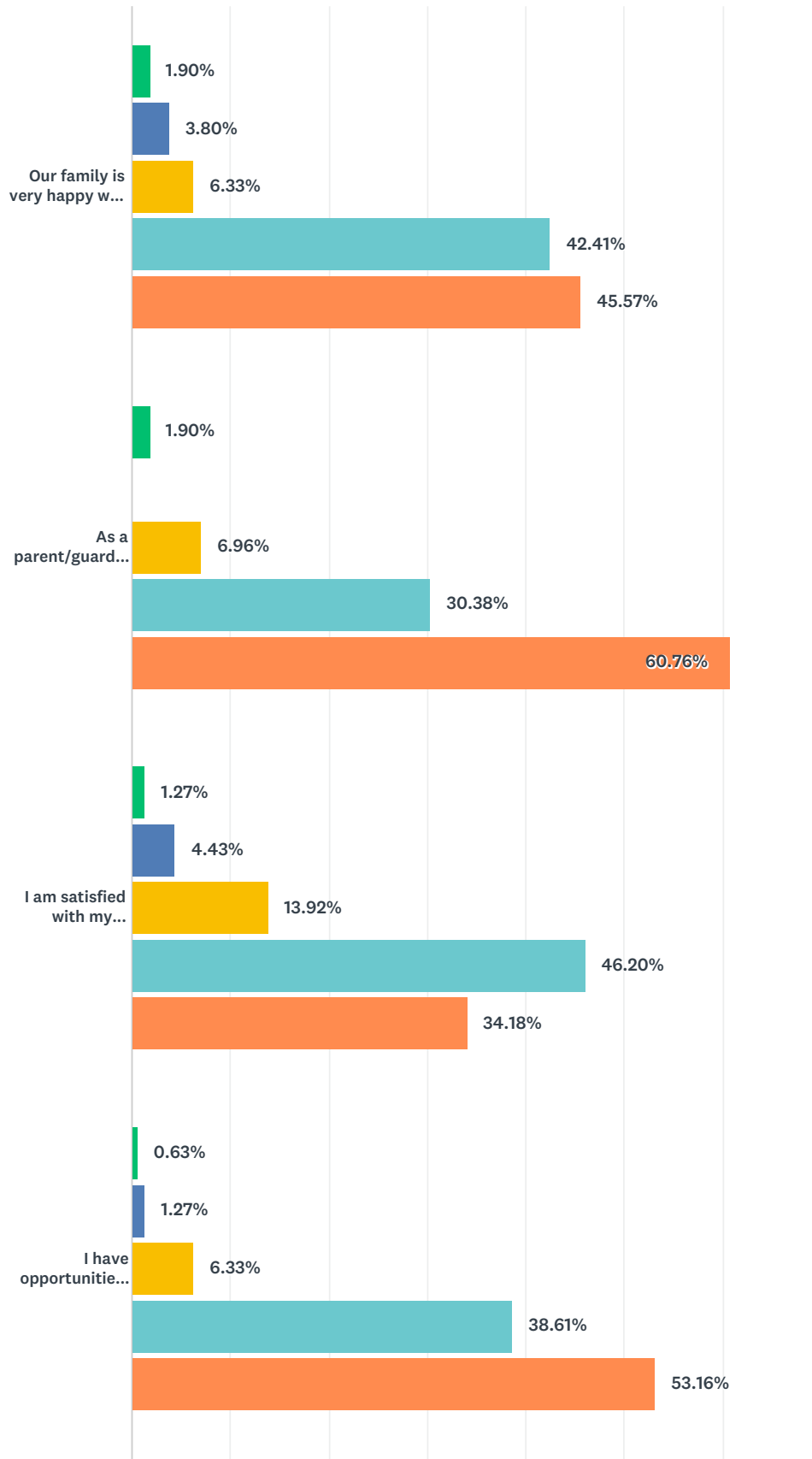
Answered: 158 Skipped: 0



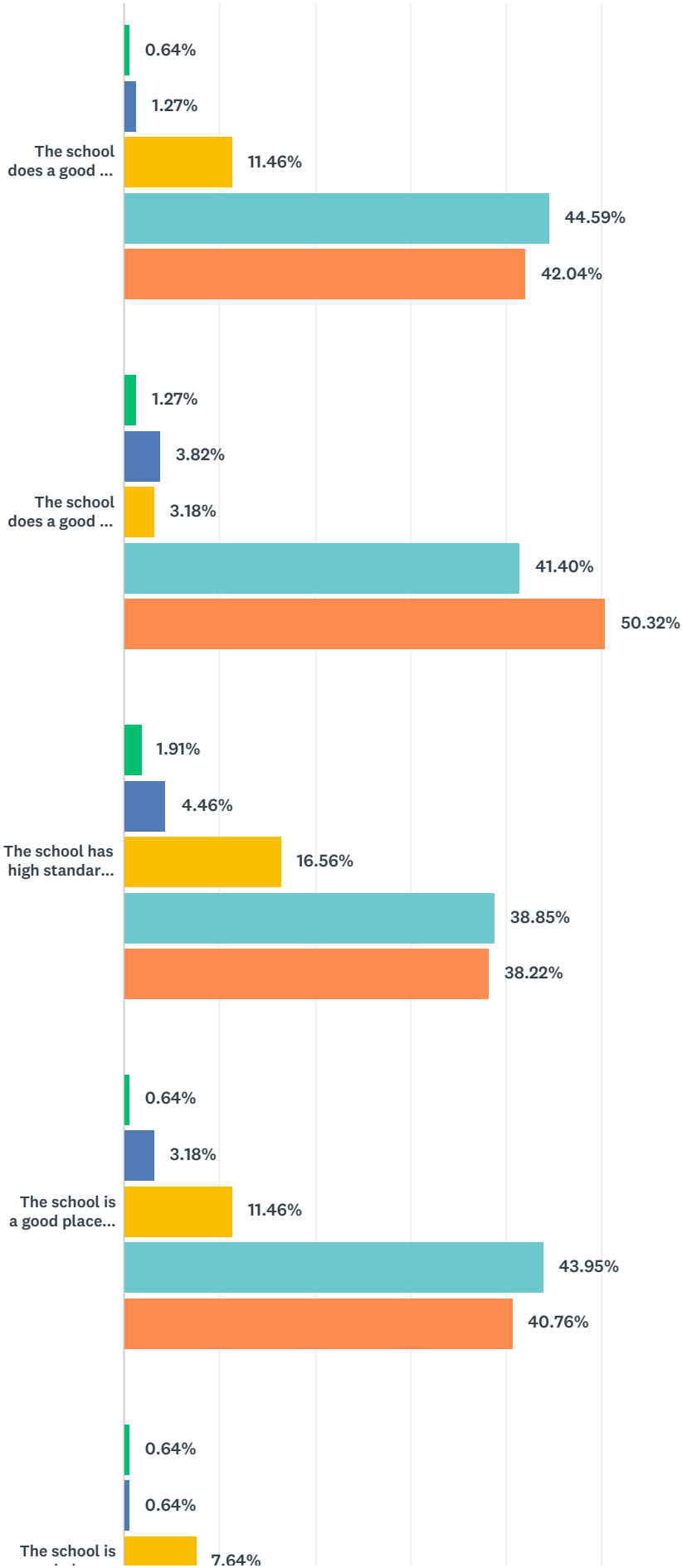
ANSWER CHOICES	RESPONSES	
Children's House / 3-6 Level (Day School & Kindergarten)	25.32%	40
Lower Elementary / 6-9 Level (1st - 3rd grade)	36.71%	58
Upper Elementary / 9-12 Level (4th - 6th grade)	41.14%	65
Secondary I / Middle School (7th & 8th grade)	24.05%	38
Secondary II / High School (9th - 12th grade)	15.82%	25
Total Respondents: 158		

Q2 Please indicate how you feel about the following statements:

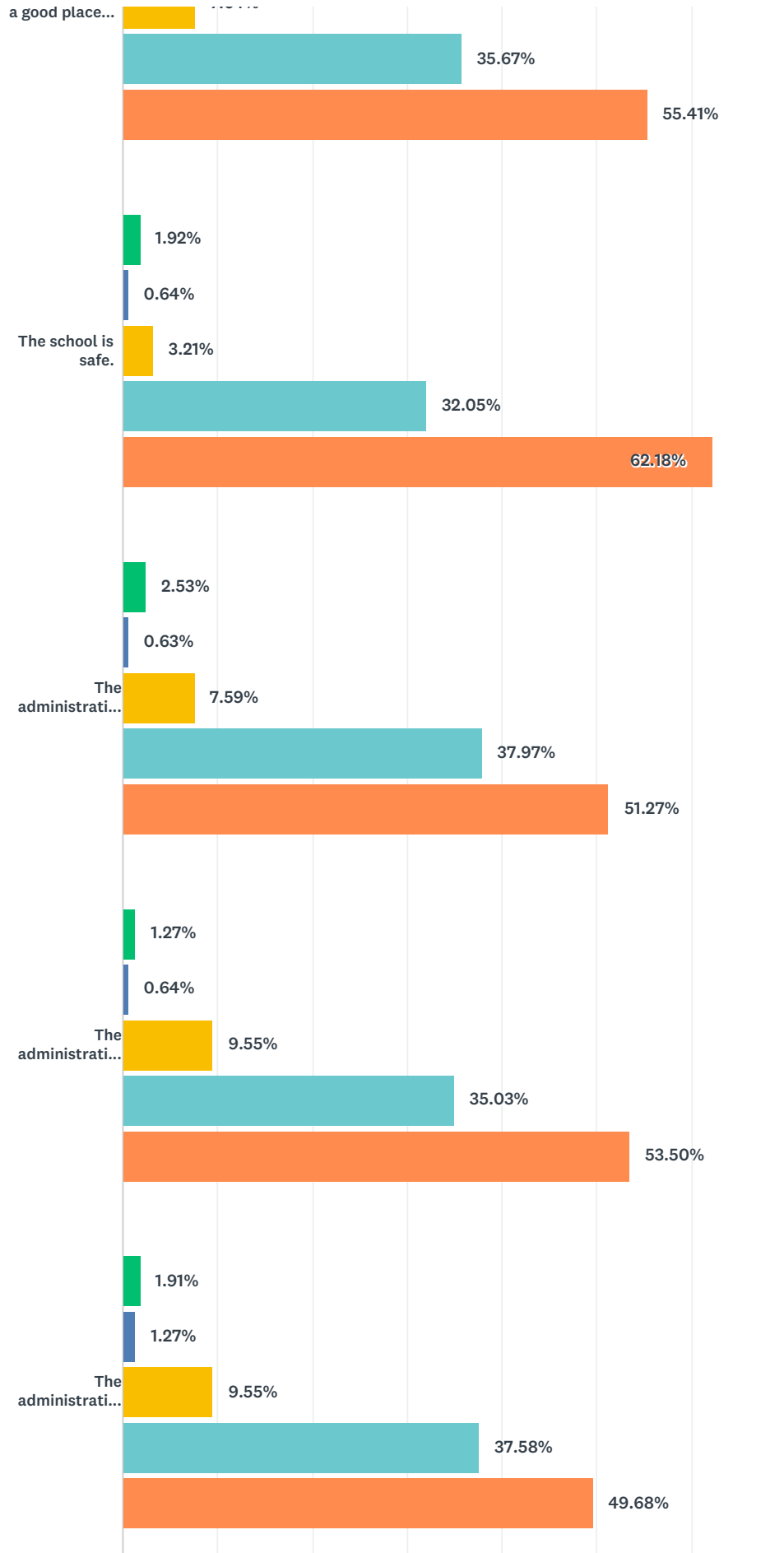
Answered: 158 Skipped: 0



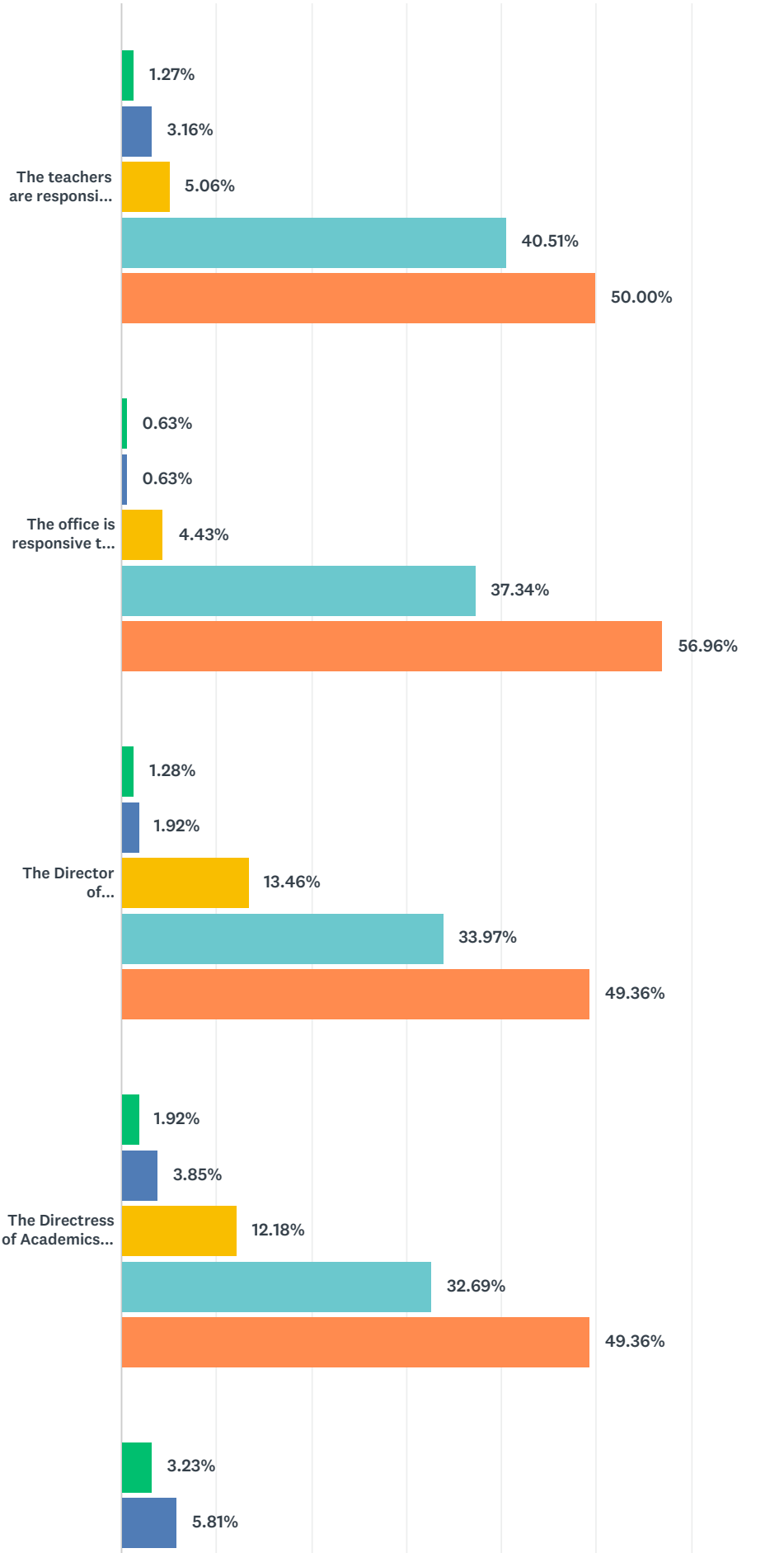
WMPCS 2018-19 Community Survey



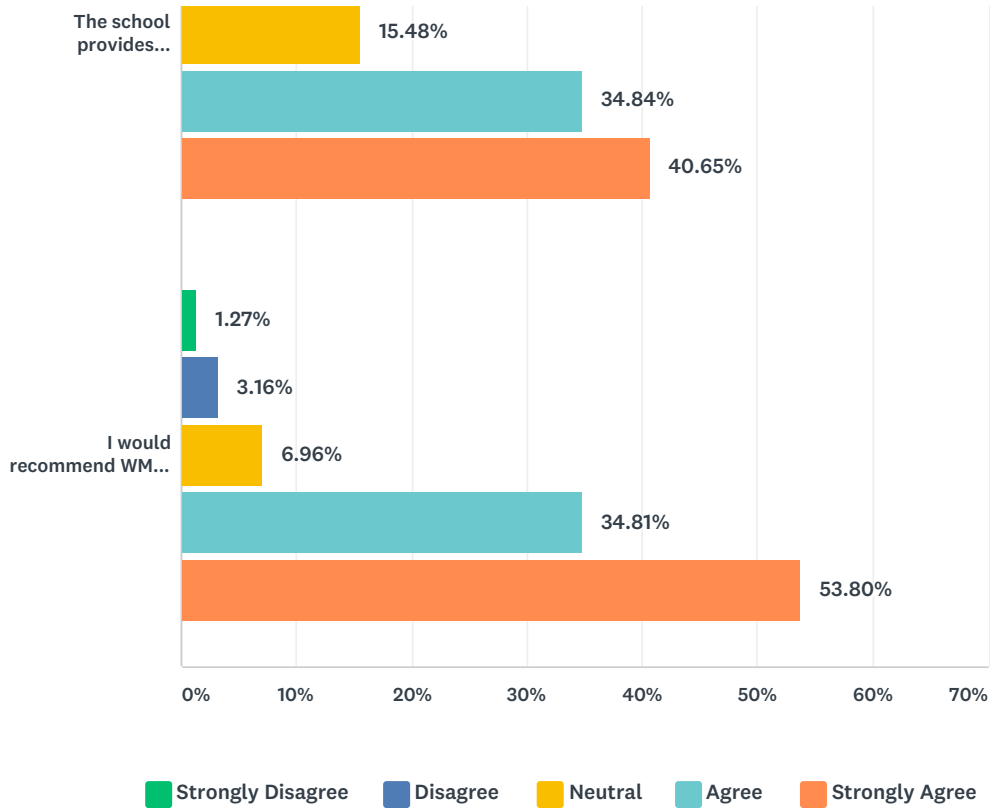
WMPCS 2018-19 Community Survey



WMPCS 2018-19 Community Survey



WMPCS 2018-19 Community Survey



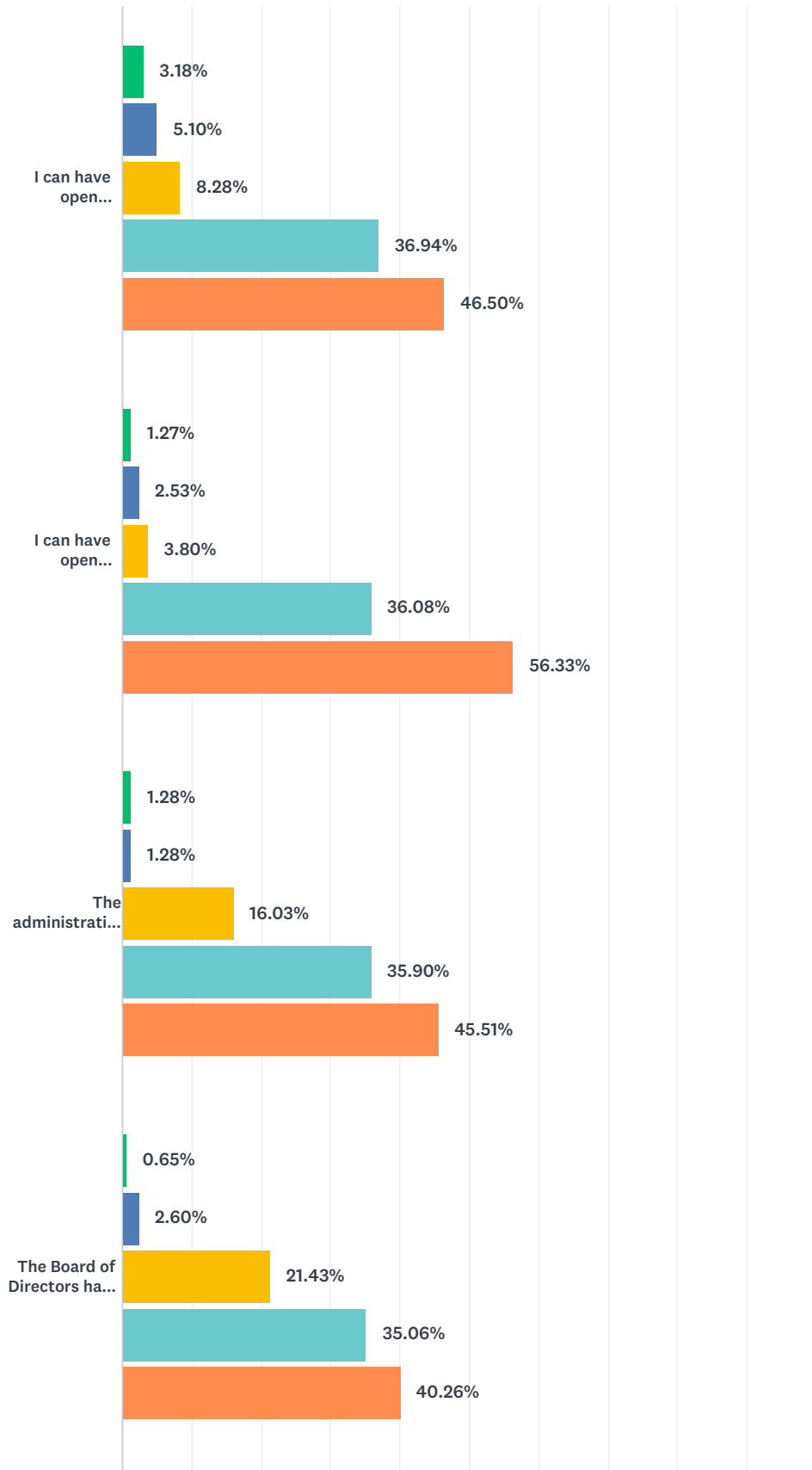
	STRONGLY DISAGREE	DISAGREE	NEUTRAL	AGREE	STRONGLY AGREE	TOTAL
Our family is very happy with WMPCS as a whole.	1.90% 3	3.80% 6	6.33% 10	42.41% 67	45.57% 72	158
As a parent/guardian, I feel welcome at the school.	1.90% 3	0.00% 0	6.96% 11	30.38% 48	60.76% 96	158
I am satisfied with my student's academic progress.	1.27% 2	4.43% 7	13.92% 22	46.20% 73	34.18% 54	158
I have opportunities for involvement and volunteering at the school.	0.63% 1	1.27% 2	6.33% 10	38.61% 61	53.16% 84	158
The school does a good job of teaching my student basic skills (i.e. reading, math).	0.64% 1	1.27% 2	11.46% 18	44.59% 70	42.04% 66	157
The school does a good job teaching my student "life skills" (i.e. responsibility, accountability)	1.27% 2	3.82% 6	3.18% 5	41.40% 65	50.32% 79	157
The school has high standards for my student's academic achievement.	1.91% 3	4.46% 7	16.56% 26	38.85% 61	38.22% 60	157
The school is a good place to learn academics.	0.64% 1	3.18% 5	11.46% 18	43.95% 69	40.76% 64	157
The school is a good place to learn character education.	0.64% 1	0.64% 1	7.64% 12	35.67% 56	55.41% 87	157
The school is safe.	1.92% 3	0.64% 1	3.21% 5	32.05% 50	62.18% 97	156
The administration adheres to the Montessori philosophy.	2.53% 4	0.63% 1	7.59% 12	37.97% 60	51.27% 81	158
The administration is committed to our Charter School Mission Statement.	1.27% 2	0.64% 1	9.55% 15	35.03% 55	53.50% 84	157
The administration ensures the implementation of the Montessori philosophy in the classrooms.	1.91% 3	1.27% 2	9.55% 15	37.58% 59	49.68% 78	157
The teachers are responsive to questions and concerns.	1.27% 2	3.16% 5	5.06% 8	40.51% 64	50.00% 79	158

WMPCS 2018-19 Community Survey

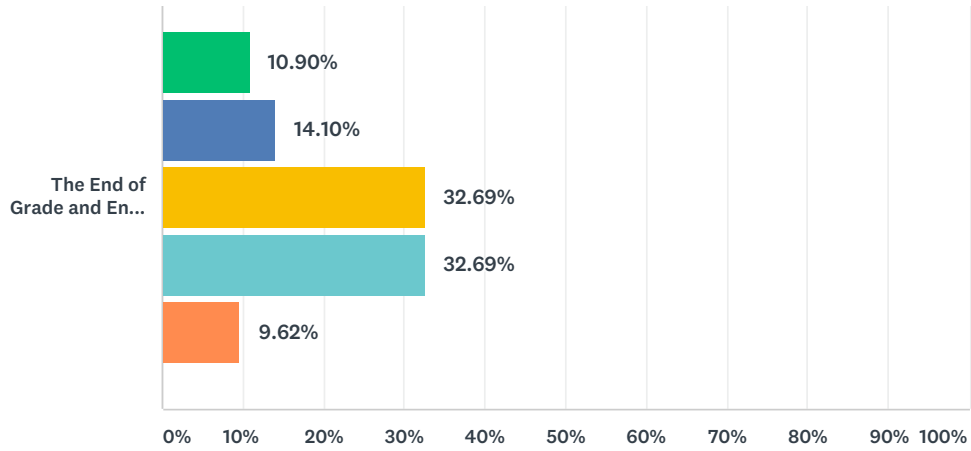
The office is responsive to questions and concerns.	0.63% 1	0.63% 1	4.43% 7	37.34% 59	56.96% 90	158
The Director of Administration and Finance is responsive to questions and concerns.	1.28% 2	1.92% 3	13.46% 21	33.97% 53	49.36% 77	156
The Directress of Academics and Education is responsive to questions and concerns.	1.92% 3	3.85% 6	12.18% 19	32.69% 51	49.36% 77	156
The school provides individualized instruction for my student.	3.23% 5	5.81% 9	15.48% 24	34.84% 54	40.65% 63	155
I would recommend WMPCS to other families.	1.27% 2	3.16% 5	6.96% 11	34.81% 55	53.80% 85	158

Q3 Please indicate how you feel about the following statements:

Answered: 158 Skipped: 0



WMPCS 2018-19 Community Survey

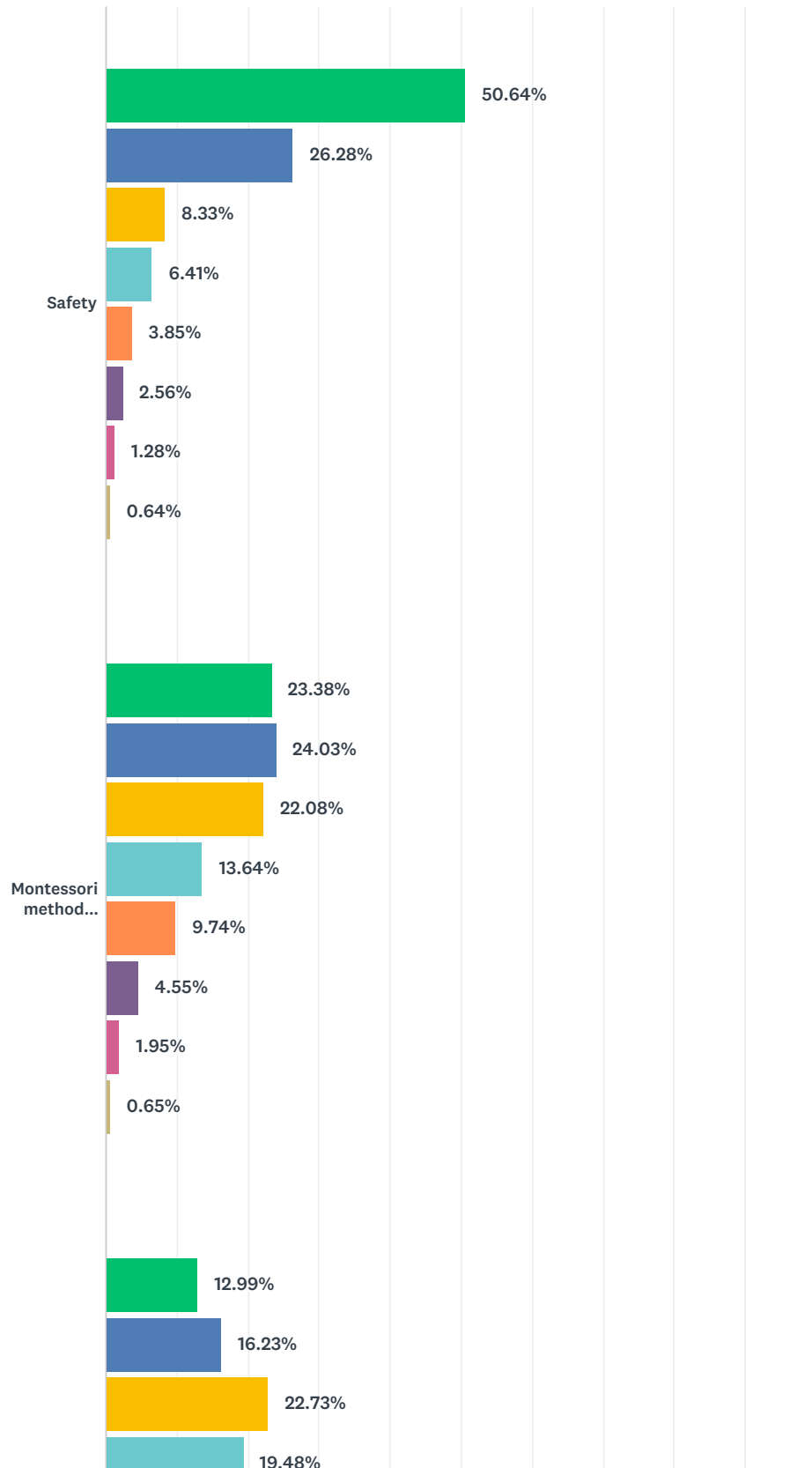


■ Strongly Disagree
 ■ Disagree
 ■ Neutral
 ■ Agree
 ■ Strongly Agree

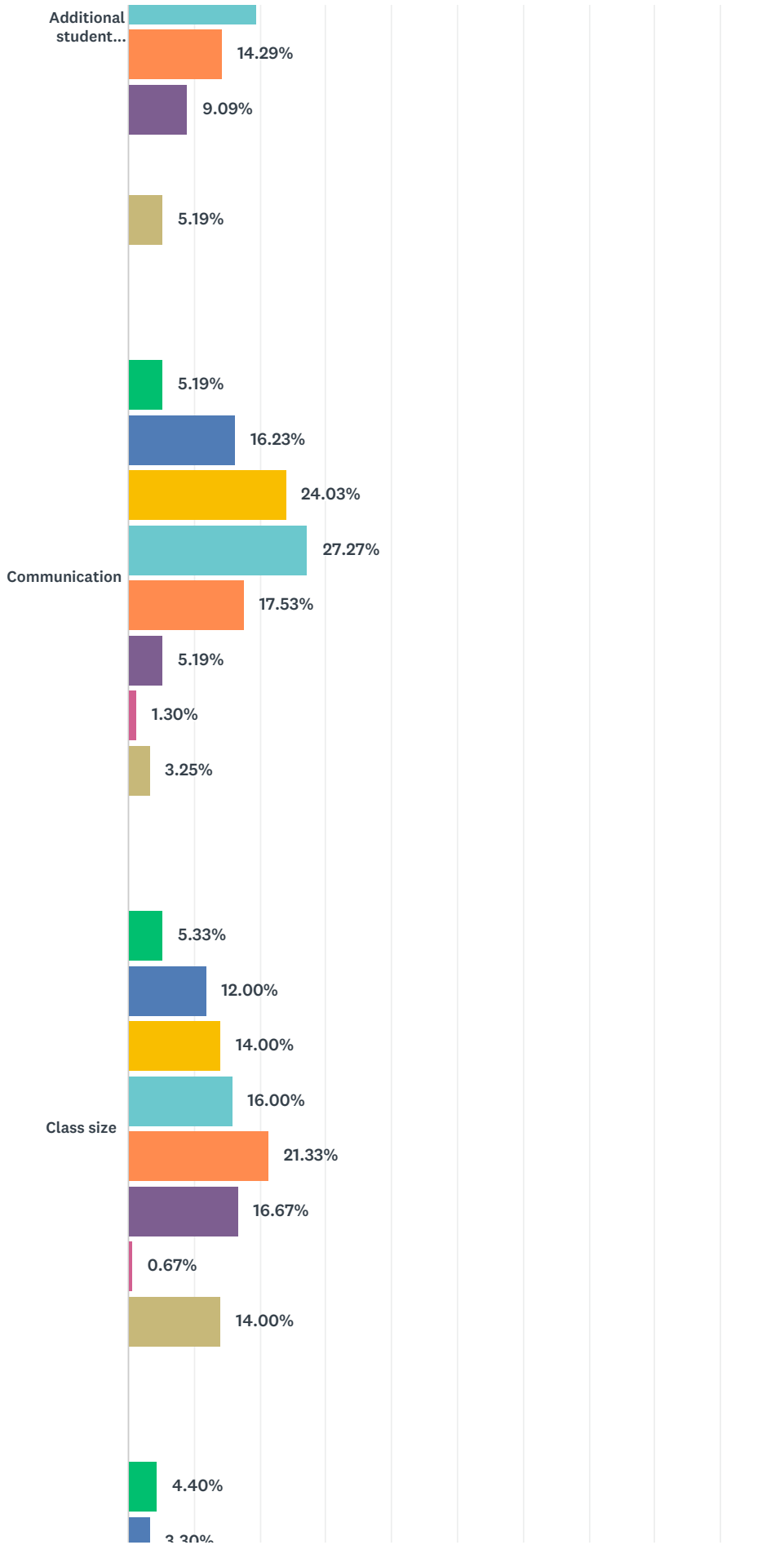
	STRONGLY DISAGREE	DISAGREE	NEUTRAL	AGREE	STRONGLY AGREE	TOTAL
I can have open conversations with the school directors.	3.18% 5	5.10% 8	8.28% 13	36.94% 58	46.50% 73	157
I can have open conversations with my classroom teacher(s)	1.27% 2	2.53% 4	3.80% 6	36.08% 57	56.33% 89	158
The administration has a vision for the school's operation that I share and support.	1.28% 2	1.28% 2	16.03% 25	35.90% 56	45.51% 71	156
The Board of Directors has a vision for the school that I share and support.	0.65% 1	2.60% 4	21.43% 33	35.06% 54	40.26% 62	154
The End of Grade and End of Course tests are important metrics for my child's education	10.90% 17	14.10% 22	32.69% 51	32.69% 51	9.62% 15	156

Q4 The top priorities for WMPCS should be (please place a number by your choices, 1 being the highest priority:

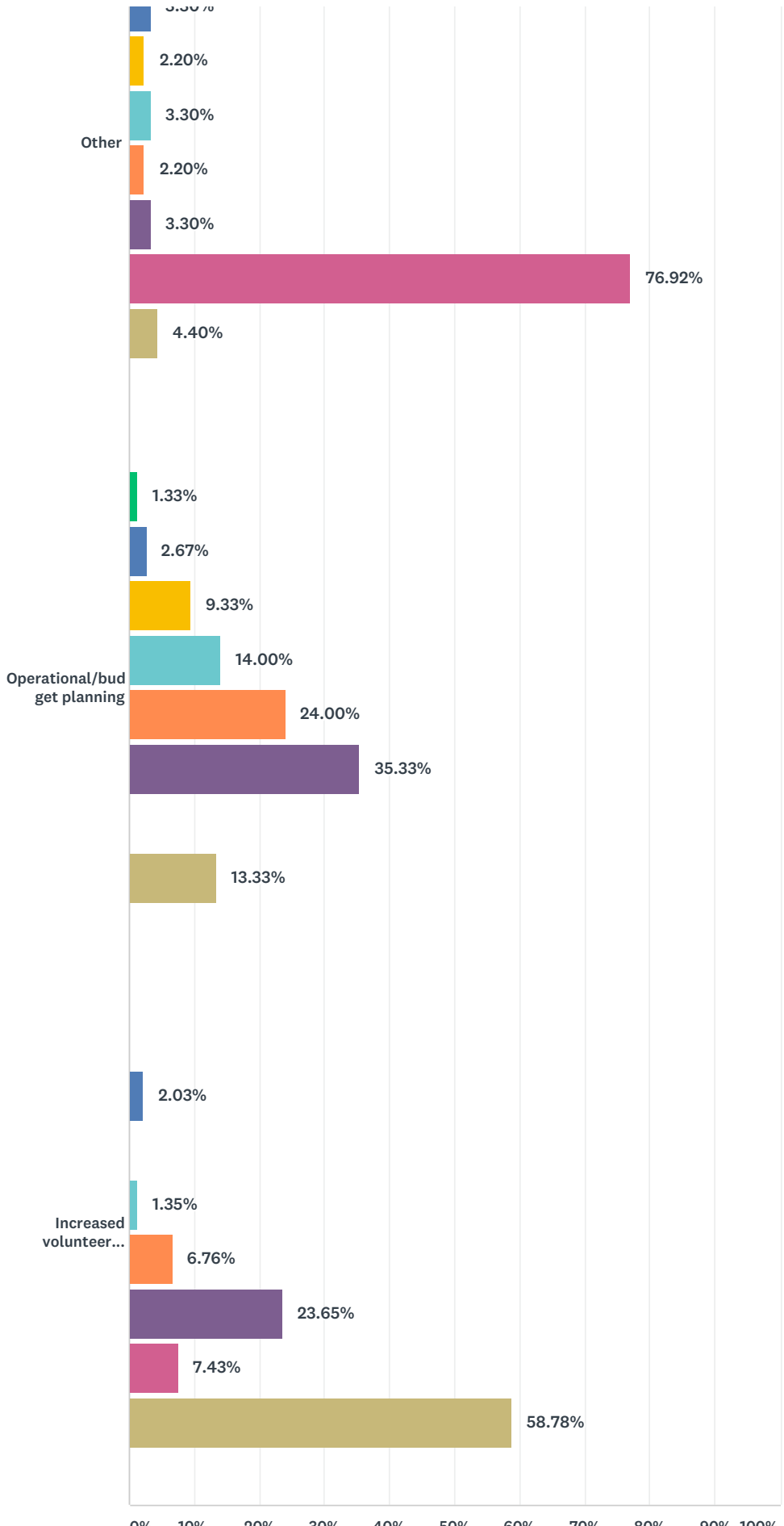
Answered: 157 Skipped: 1



WMPCS 2018-19 Community Survey



WMPCS 2018-19 Community Survey



WMPCS 2018-19 Community Survey

0% 10% 20% 30% 40% 50% 60% 70% 80% 90% 100%

■ 1
 ■ 2
 ■ 3
 ■ 4
 ■ 5
 ■ 6
 ■ 8
 ■ 7

	1	2	3	4	5	6	8	7	TOTAL	SCORE
Safety	50.64% 79	26.28% 41	8.33% 13	6.41% 10	3.85% 6	2.56% 4	1.28% 2	0.64% 1	156	6.97
Montessori method adherence	23.38% 36	24.03% 37	22.08% 34	13.64% 21	9.74% 15	4.55% 7	1.95% 3	0.65% 1	154	6.13
Additional student instruction	12.99% 20	16.23% 25	22.73% 35	19.48% 30	14.29% 22	9.09% 14	0.00% 0	5.19% 8	154	5.41
Communication	5.19% 8	16.23% 25	24.03% 37	27.27% 42	17.53% 27	5.19% 8	1.30% 2	3.25% 5	154	5.27
Class size	5.33% 8	12.00% 18	14.00% 21	16.00% 24	21.33% 32	16.67% 25	0.67% 1	14.00% 21	150	4.41
Other	4.40% 4	3.30% 3	2.20% 2	3.30% 3	2.20% 2	3.30% 3	76.92% 70	4.40% 4	91	2.65
Operational/budget planning	1.33% 2	2.67% 4	9.33% 14	14.00% 21	24.00% 36	35.33% 53	0.00% 0	13.33% 20	150	3.71
Increased volunteer activities	0.00% 0	2.03% 3	0.00% 0	1.35% 2	6.76% 10	23.65% 35	7.43% 11	58.78% 87	148	1.93

Q5 If you answered "Other" please define what additional priority you would like for the school to consider.

Answered: 35 Skipped: 123

Comments have been reported to the Administration and Board of Trustees.

Q6 What are your program (i.e. BASC, Athletics) or level specific suggestions or comments? Please be sure to indicate the level or program you are referring to.

Answered: 48 Skipped: 110

Comments have been reported to the Administration and Board of Trustees.

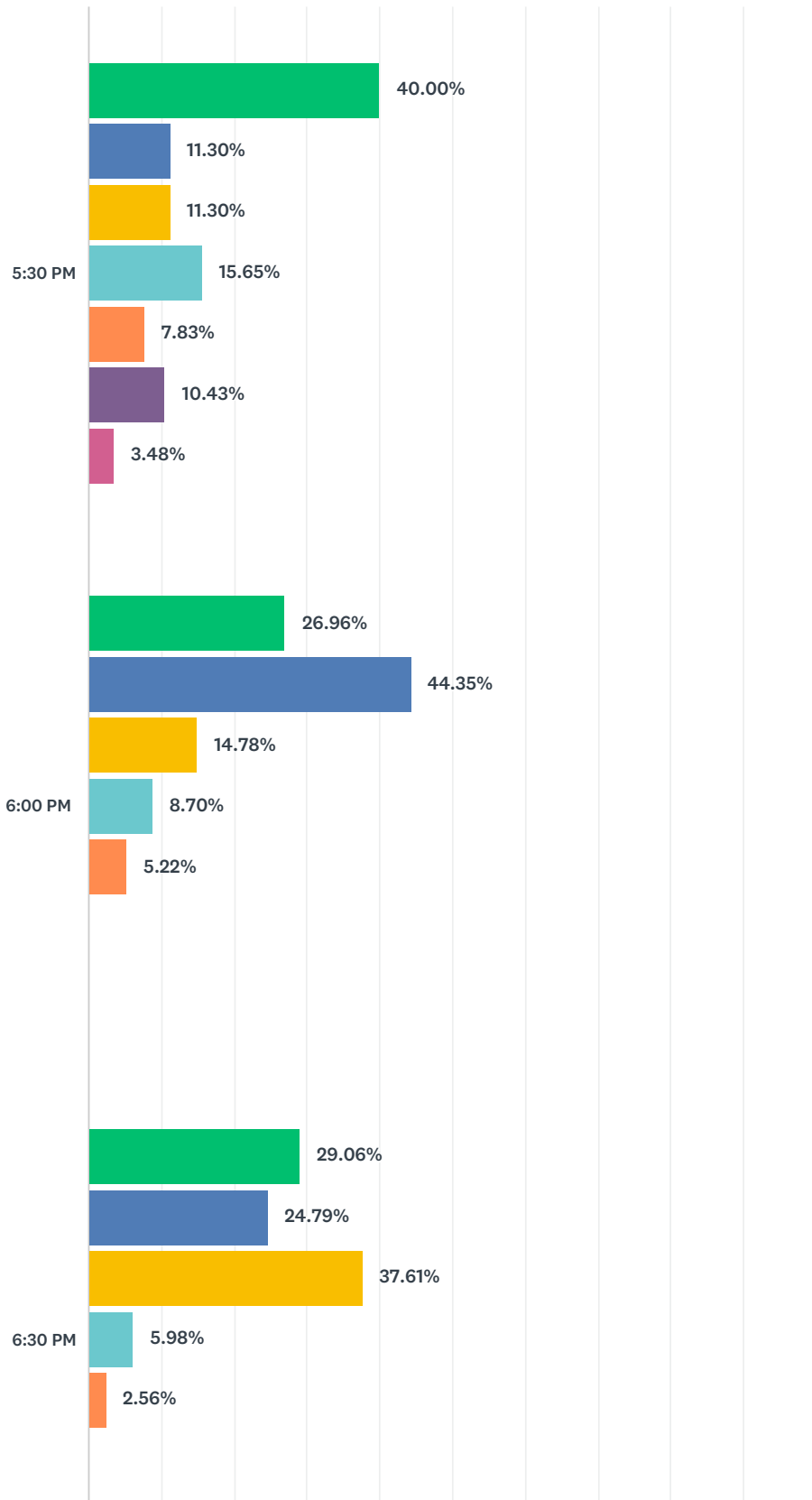
**Q7 May we contact you regarding your comments or suggestions?
Please add your email address (email addresses will not be compiled
with the other survey data).**

Answered: 34 Skipped: 124

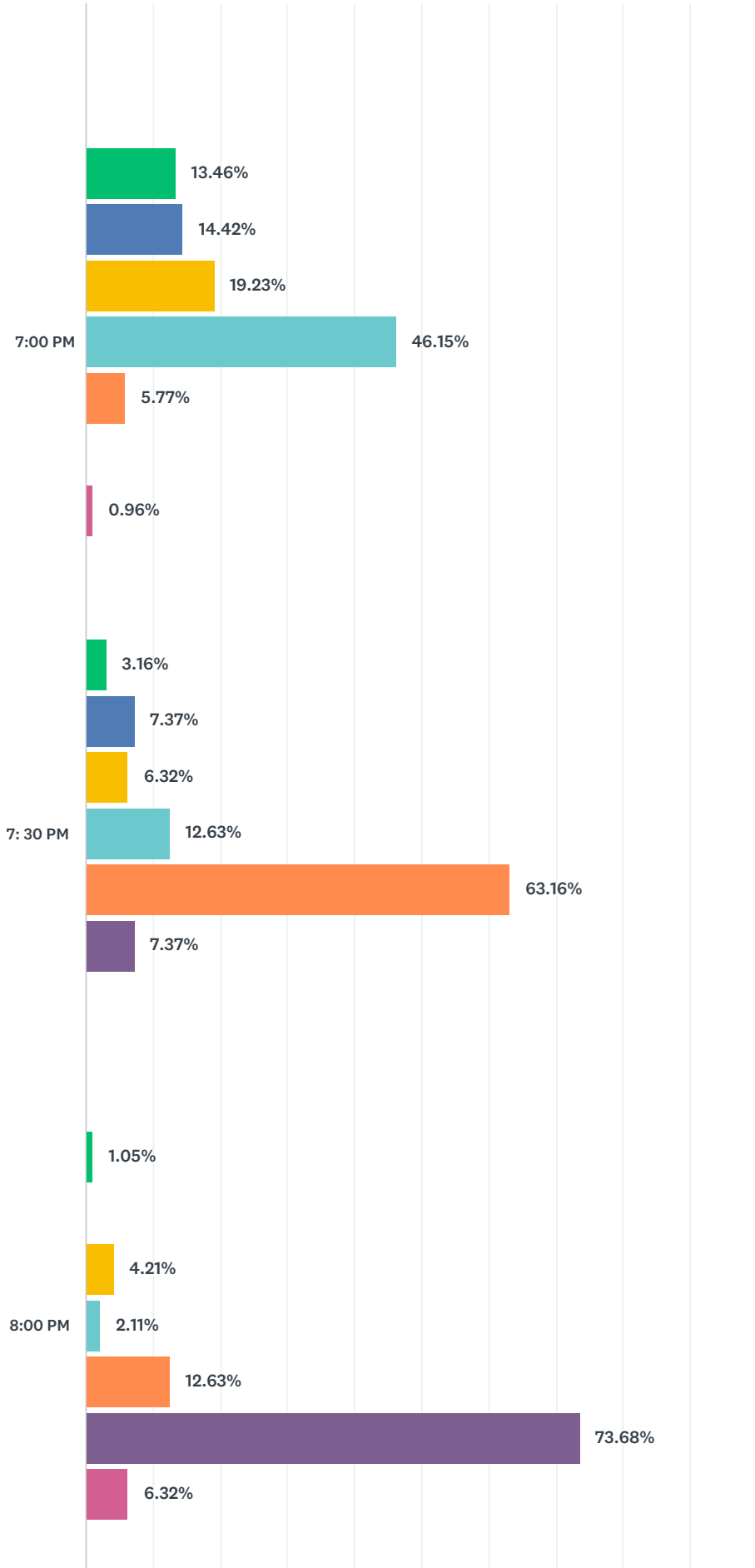
Comments have been reported to the Administration and Board of Trustees.

Q8 What is the best time to have community meetings or parent education meetings for you?

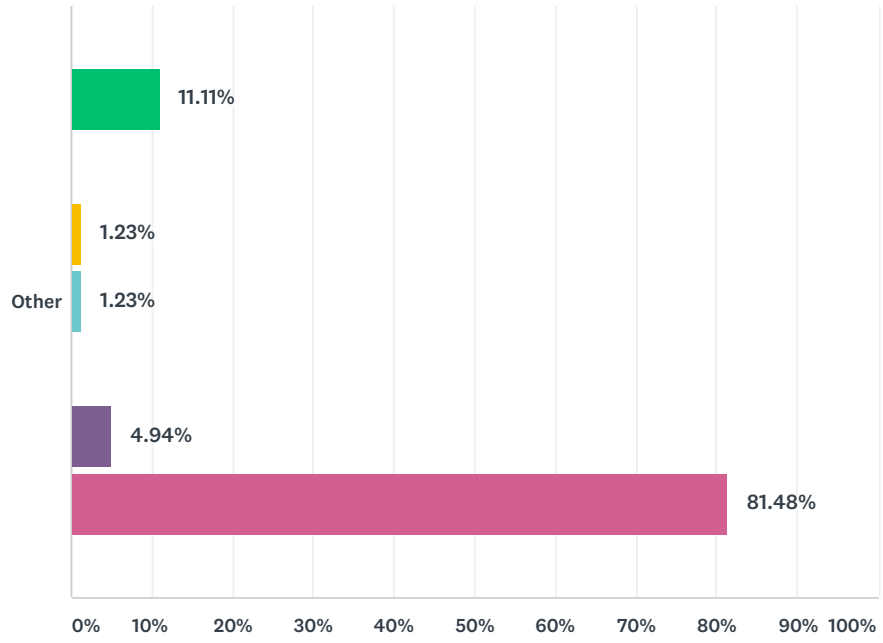
Answered: 138 Skipped: 20



WMPCS 2018-19 Community Survey



WMPCS 2018-19 Community Survey

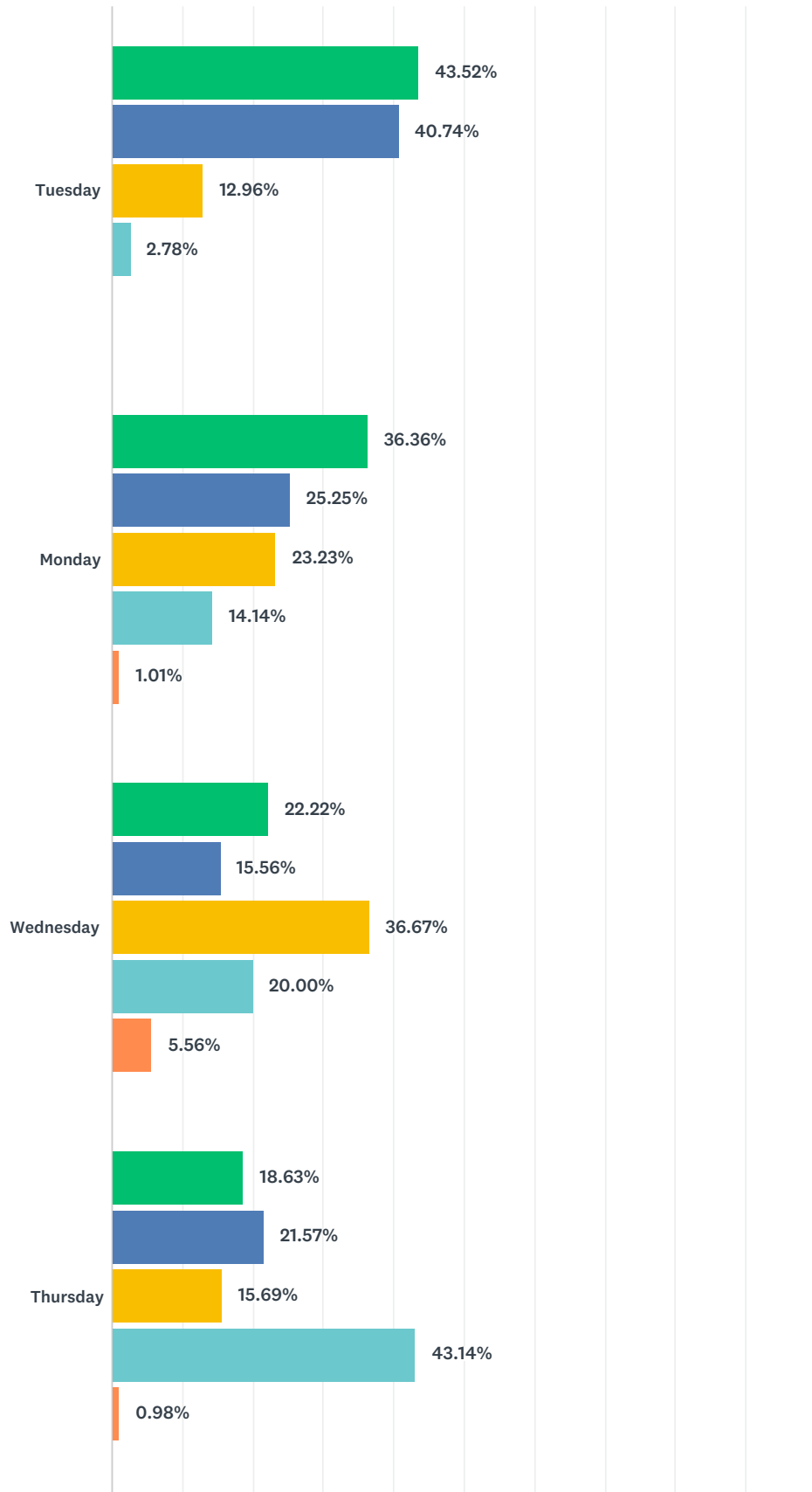


■ 1
 ■ 2
 ■ 3
 ■ 4
 ■ 5
 ■ 6
 ■ 7

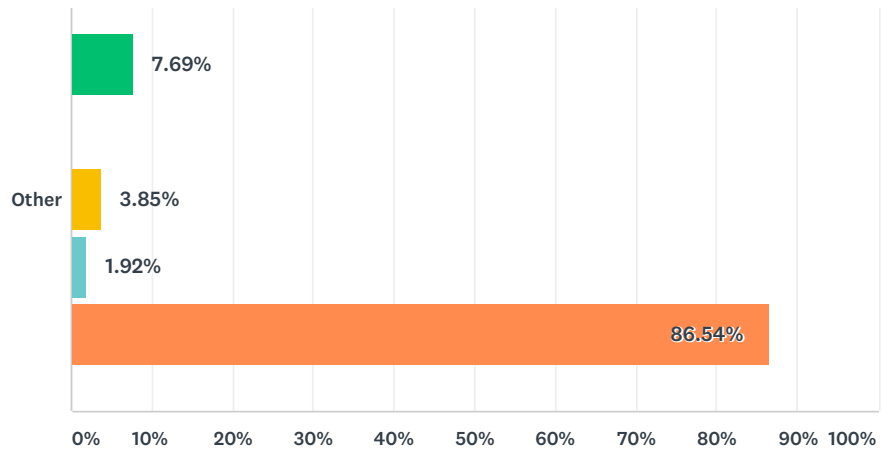
	1	2	3	4	5	6	7	TOTAL	SCORE
5:30 PM	40.00% 46	11.30% 13	11.30% 13	15.65% 18	7.83% 9	10.43% 12	3.48% 4	115	5.15
6:00 PM	26.96% 31	44.35% 51	14.78% 17	8.70% 10	5.22% 6	0.00% 0	0.00% 0	115	5.79
6:30 PM	29.06% 34	24.79% 29	37.61% 44	5.98% 7	2.56% 3	0.00% 0	0.00% 0	117	5.72
7:00 PM	13.46% 14	14.42% 15	19.23% 20	46.15% 48	5.77% 6	0.00% 0	0.96% 1	104	4.80
7: 30 PM	3.16% 3	7.37% 7	6.32% 6	12.63% 12	63.16% 60	7.37% 7	0.00% 0	95	3.53
8:00 PM	1.05% 1	0.00% 0	4.21% 4	2.11% 2	12.63% 12	73.68% 70	6.32% 6	95	2.28
Other	11.11% 9	0.00% 0	1.23% 1	1.23% 1	0.00% 0	4.94% 4	81.48% 66	81	1.80

Q9 Which is the best day to have evening meetings for you?

Answered: 127 Skipped: 31



WMPCS 2018-19 Community Survey

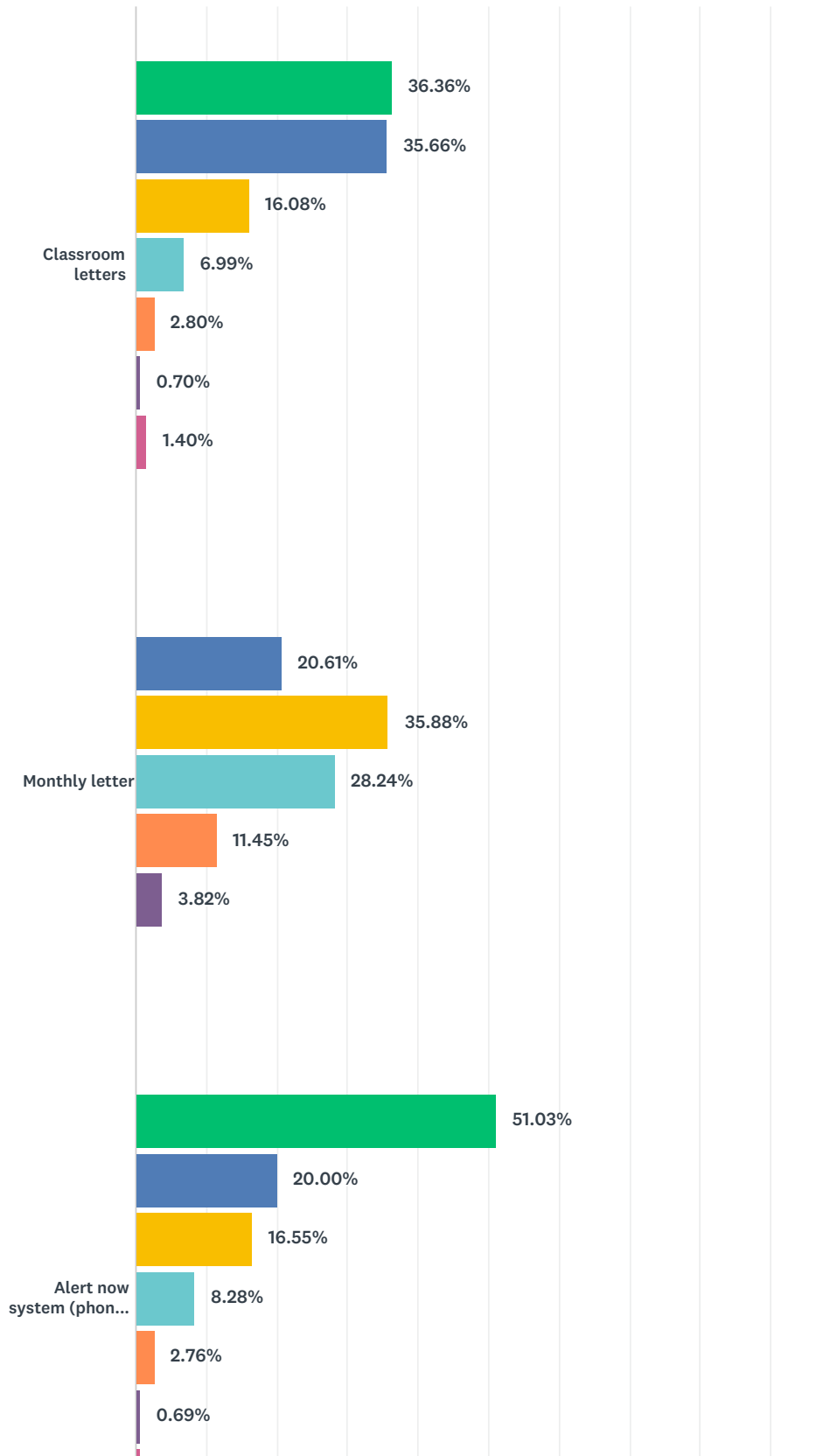


■ 1
 ■ 2
 ■ 3
 ■ 4
 ■ 5

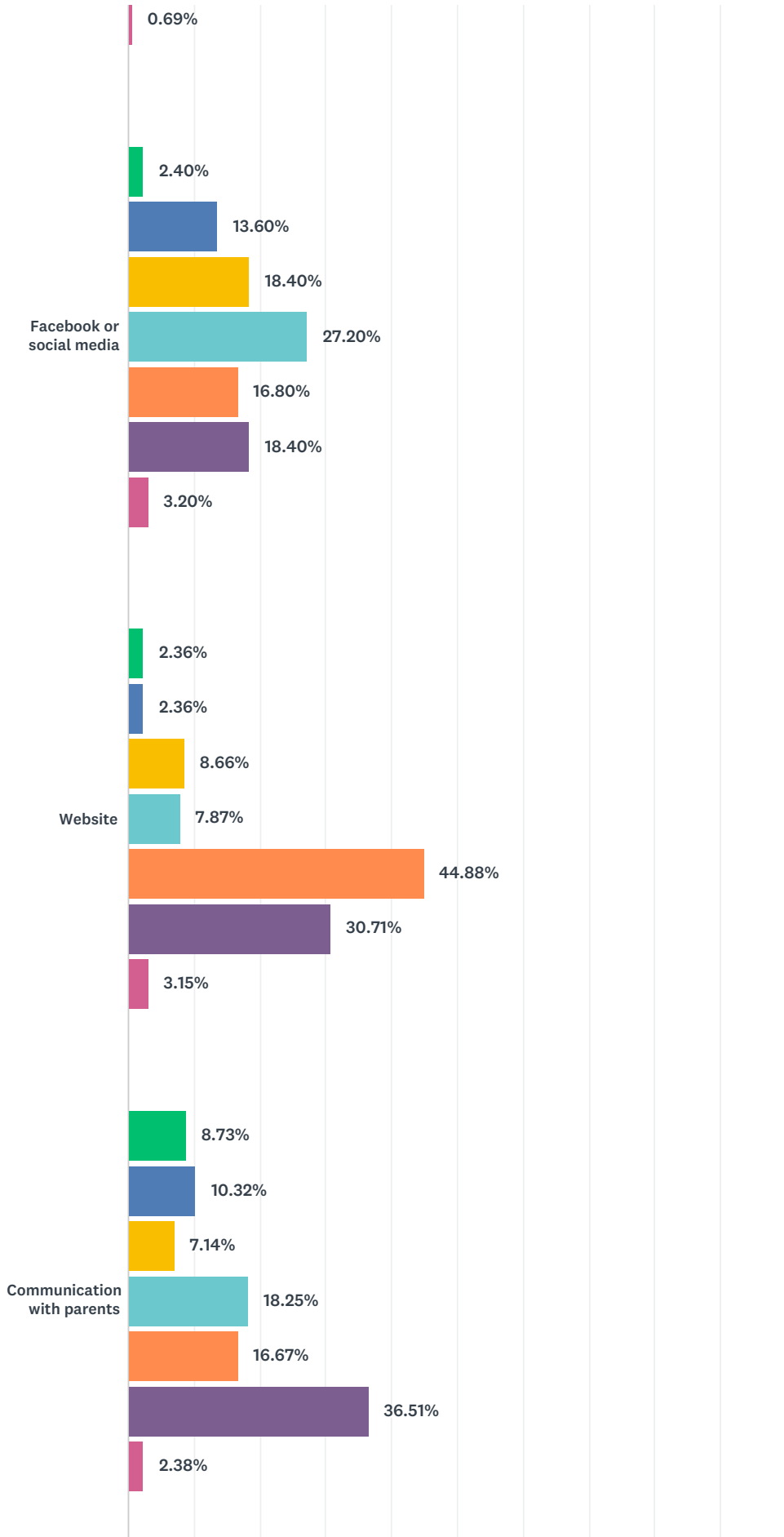
	1	2	3	4	5	TOTAL	SCORE
Tuesday	43.52% 47	40.74% 44	12.96% 14	2.78% 3	0.00% 0	108	4.25
Monday	36.36% 36	25.25% 25	23.23% 23	14.14% 14	1.01% 1	99	3.82
Wednesday	22.22% 20	15.56% 14	36.67% 33	20.00% 18	5.56% 5	90	3.29
Thursday	18.63% 19	21.57% 22	15.69% 16	43.14% 44	0.98% 1	102	3.14
Other	7.69% 4	0.00% 0	3.85% 2	1.92% 1	86.54% 45	52	1.40

Q10 The best way for the school to communicate with me is (1 being the first priority).

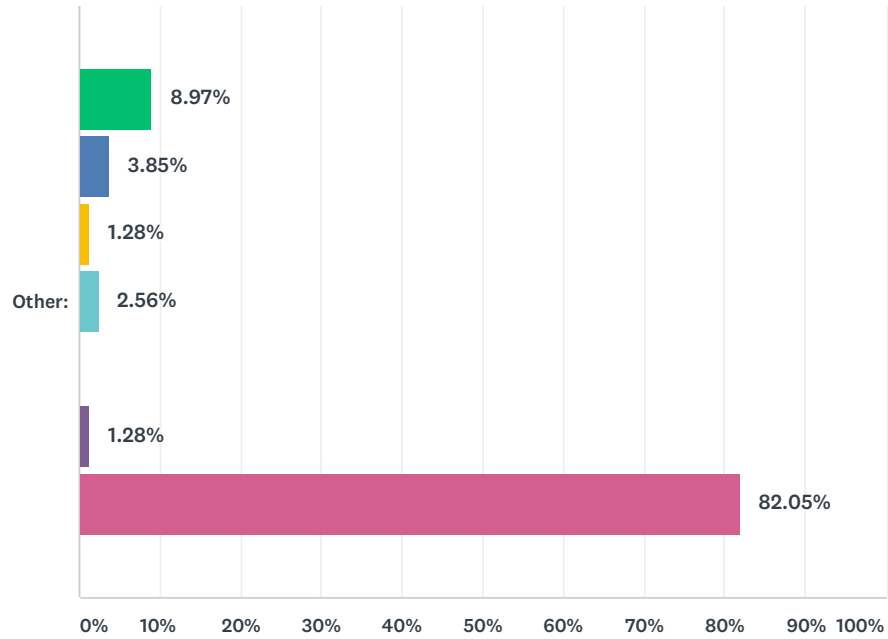
Answered: 151 Skipped: 7



WMPCS 2018-19 Community Survey



WMPCS 2018-19 Community Survey



	1	2	3	4	5	6	7	TOTAL	SCORE
Classroom letters	36.36% 52	35.66% 51	16.08% 23	6.99% 10	2.80% 4	0.70% 1	1.40% 2	143	5.88
Monthly letter	0.00% 0	20.61% 27	35.88% 47	28.24% 37	11.45% 15	3.82% 5	0.00% 0	131	4.58
Alert now system (phone calls and text messages)	51.03% 74	20.00% 29	16.55% 24	8.28% 12	2.76% 4	0.69% 1	0.69% 1	145	6.03
Facebook or social media	2.40% 3	13.60% 17	18.40% 23	27.20% 34	16.80% 21	18.40% 23	3.20% 4	125	3.90
Website	2.36% 3	2.36% 3	8.66% 11	7.87% 10	44.88% 57	30.71% 39	3.15% 4	127	3.05
Communication with parents	8.73% 11	10.32% 13	7.14% 9	18.25% 23	16.67% 21	36.51% 46	2.38% 3	126	3.57
Other:	8.97% 7	3.85% 3	1.28% 1	2.56% 2	0.00% 0	1.28% 1	82.05% 64	78	1.87

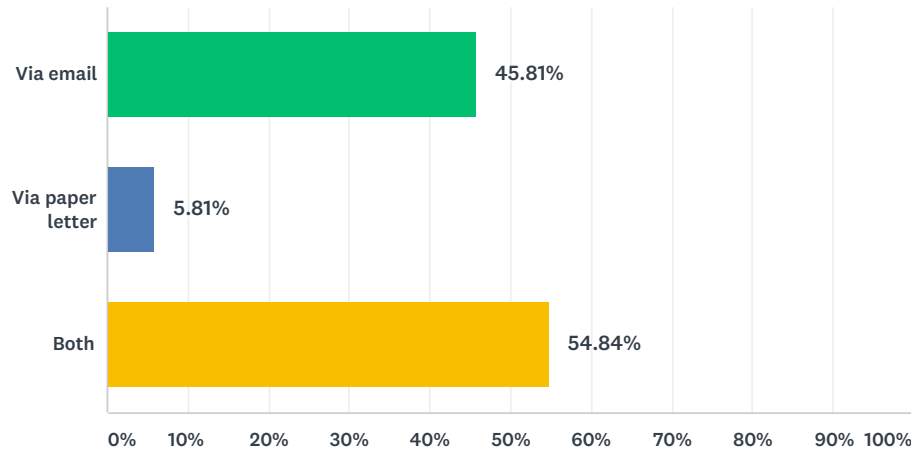
Q11 If you listed other in the above question, please list method.

Answered: 16 Skipped: 142

Comments have been reported to the Administration and Board of Trustees.

Q12 I prefer to receive information from the school

Answered: 155 Skipped: 3



ANSWER CHOICES	RESPONSES	
Via email	45.81%	71
Via paper letter	5.81%	9
Both	54.84%	85
Total Respondents: 155		

Q13 I suggest the school do the following to increase communication.

Answered: 49 Skipped: 109

Comments have been reported to the Administration and Board of Trustees.

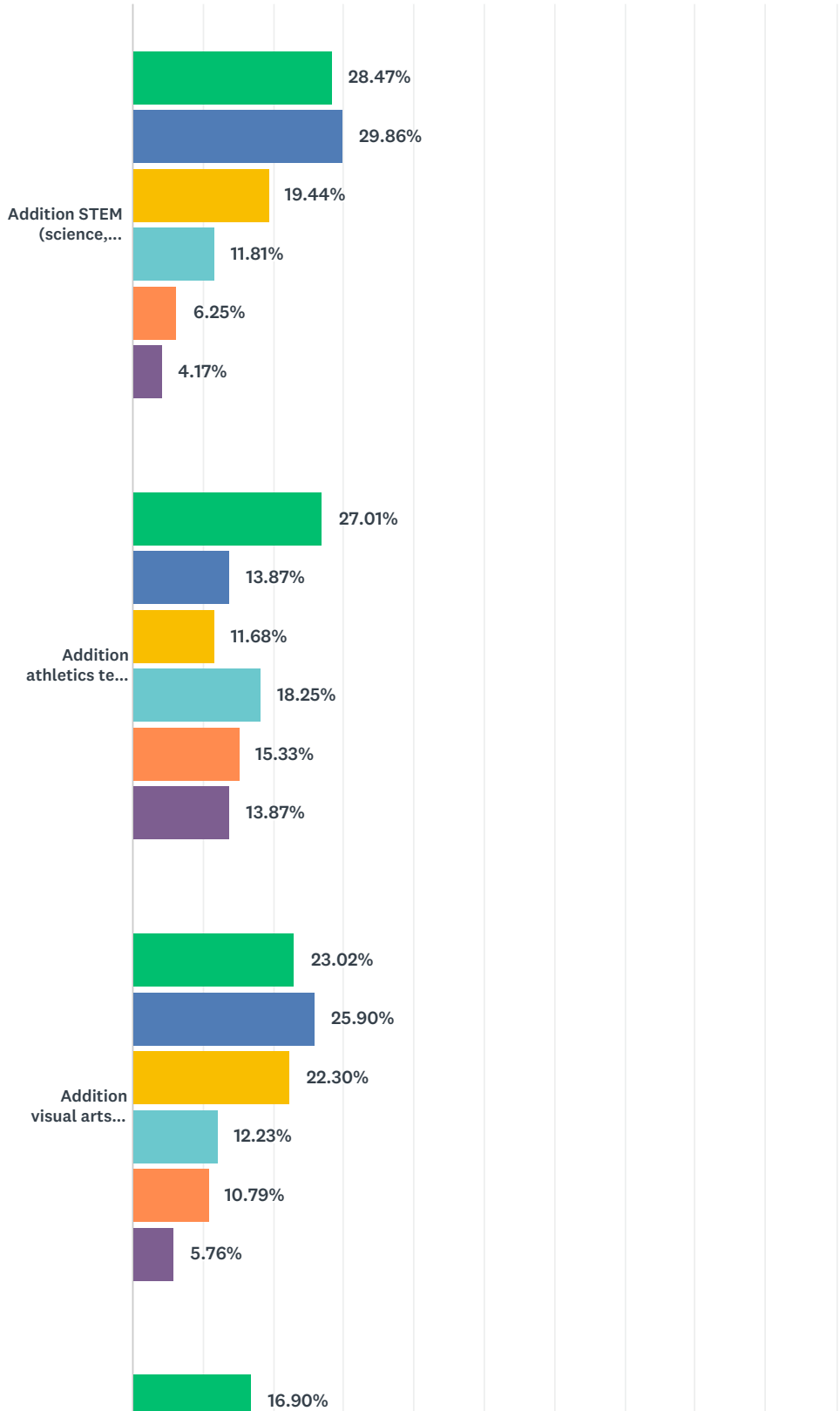
Q14 What do you believe the school's top priority should be in the next 5 years?

Answered: 98 Skipped: 60

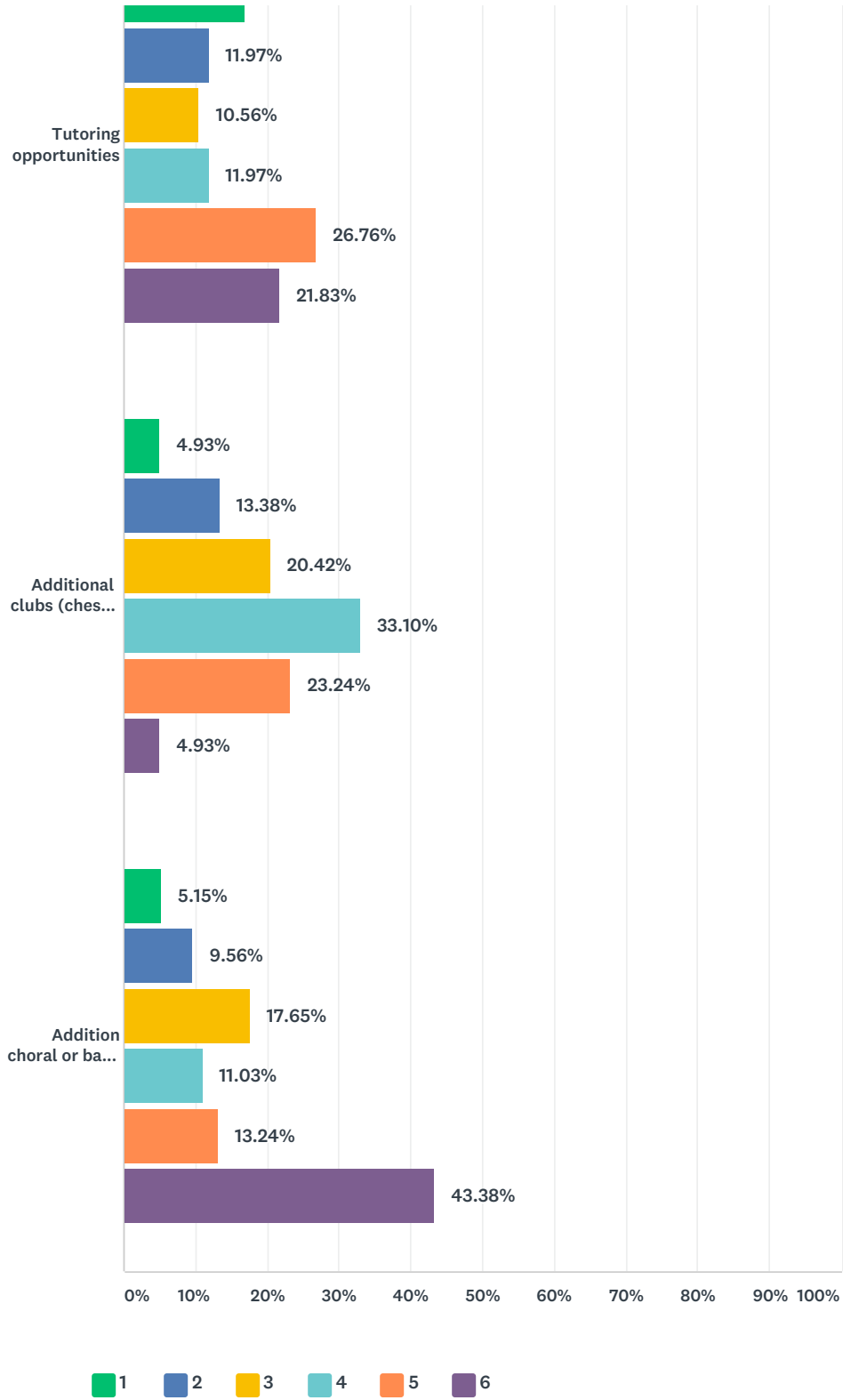
Comments have been reported to the Administration and Board of Trustees.

Q15 If the school has the ability to add additional student after-school offerings in what order should the school proceed with (1 being the first priority).

Answered: 148 Skipped: 10



WMPCS 2018-19 Community Survey



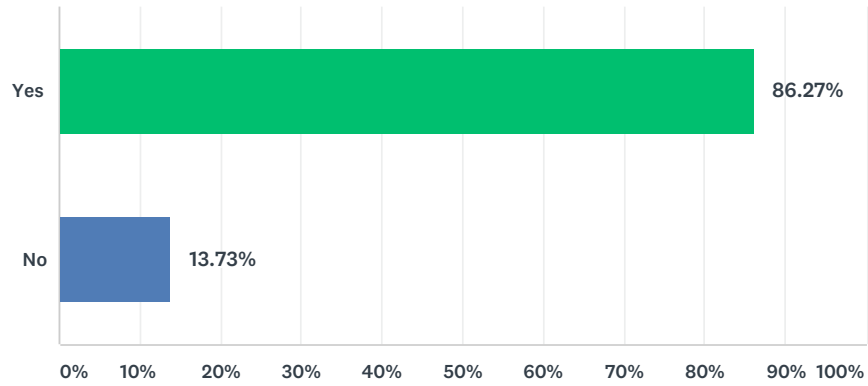
	1	2	3	4	5	6	TOTAL	SCORE
Addition STEM (science, technology, engineering and math) program	28.47% 41	29.86% 43	19.44% 28	11.81% 17	6.25% 9	4.17% 6	144	4.50
Addition athletics teams	27.01% 37	13.87% 19	11.68% 16	18.25% 25	15.33% 21	13.87% 19	137	3.77
Addition visual arts program (art lessons)	23.02% 32	25.90% 36	22.30% 31	12.23% 17	10.79% 15	5.76% 8	139	4.21

WMPCS 2018-19 Community Survey

Tutoring opportunities	16.90% 24	11.97% 17	10.56% 15	11.97% 17	26.76% 38	21.83% 31	142	3.15
Additional clubs (chess, debate, drama, etc...)	4.93% 7	13.38% 19	20.42% 29	33.10% 47	23.24% 33	4.93% 7	142	3.29
Addition choral or band program	5.15% 7	9.56% 13	17.65% 24	11.03% 15	13.24% 18	43.38% 59	136	2.52

Q16 I would be willing to support additional after-school programs financially by paying instructional, coaching, uniform, supply fees or tuition.

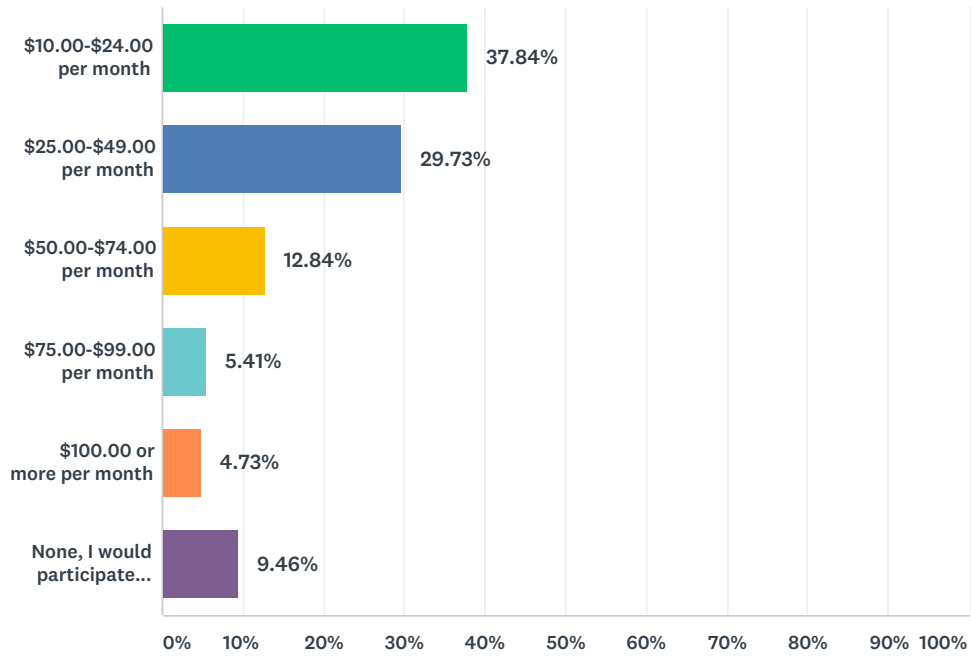
Answered: 153 Skipped: 5



ANSWER CHOICES	RESPONSES	
Yes	86.27%	132
No	13.73%	21
TOTAL		153

Q17 I would be willing to invest the following amount per student in additional activities:

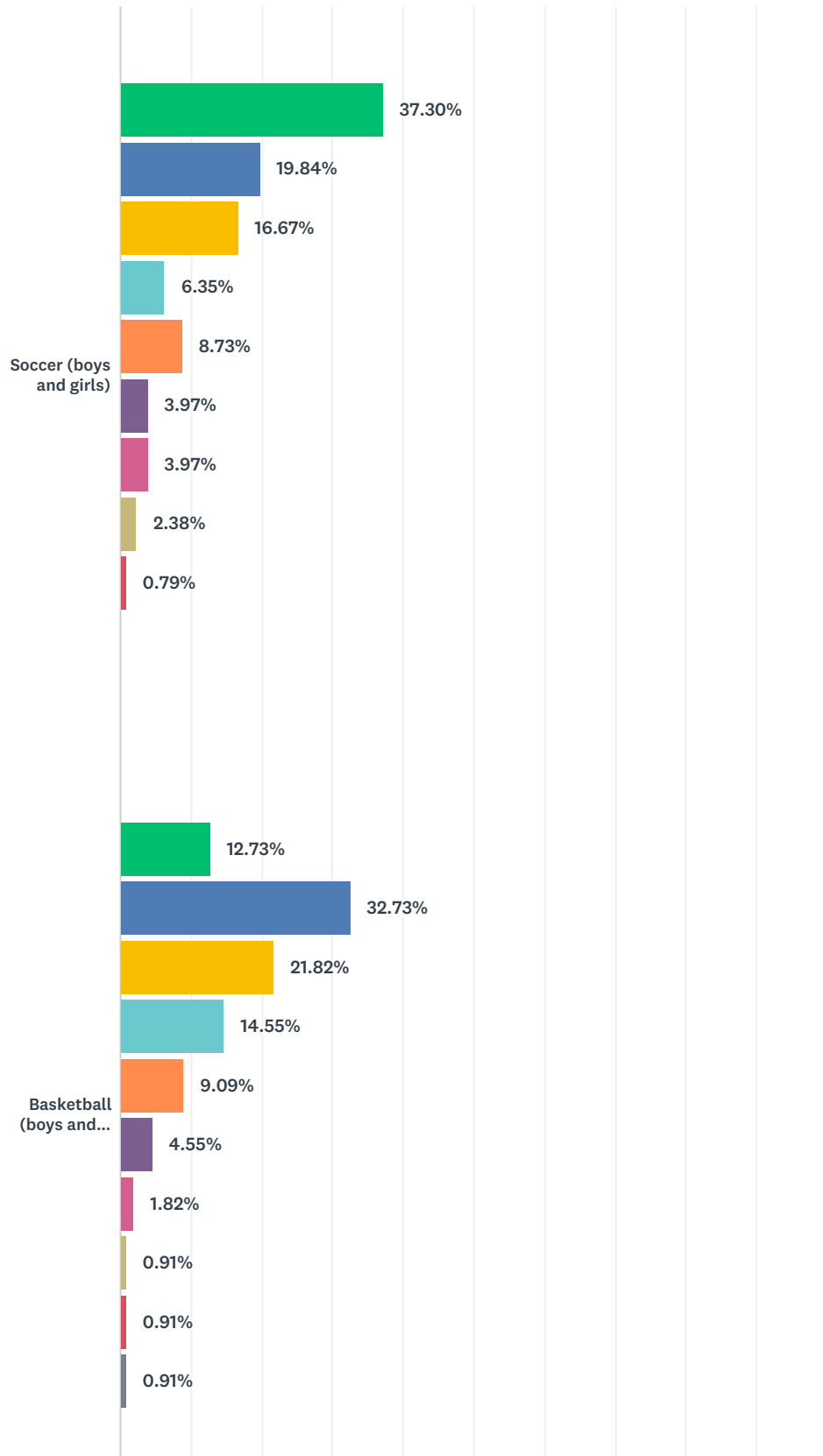
Answered: 148 Skipped: 10



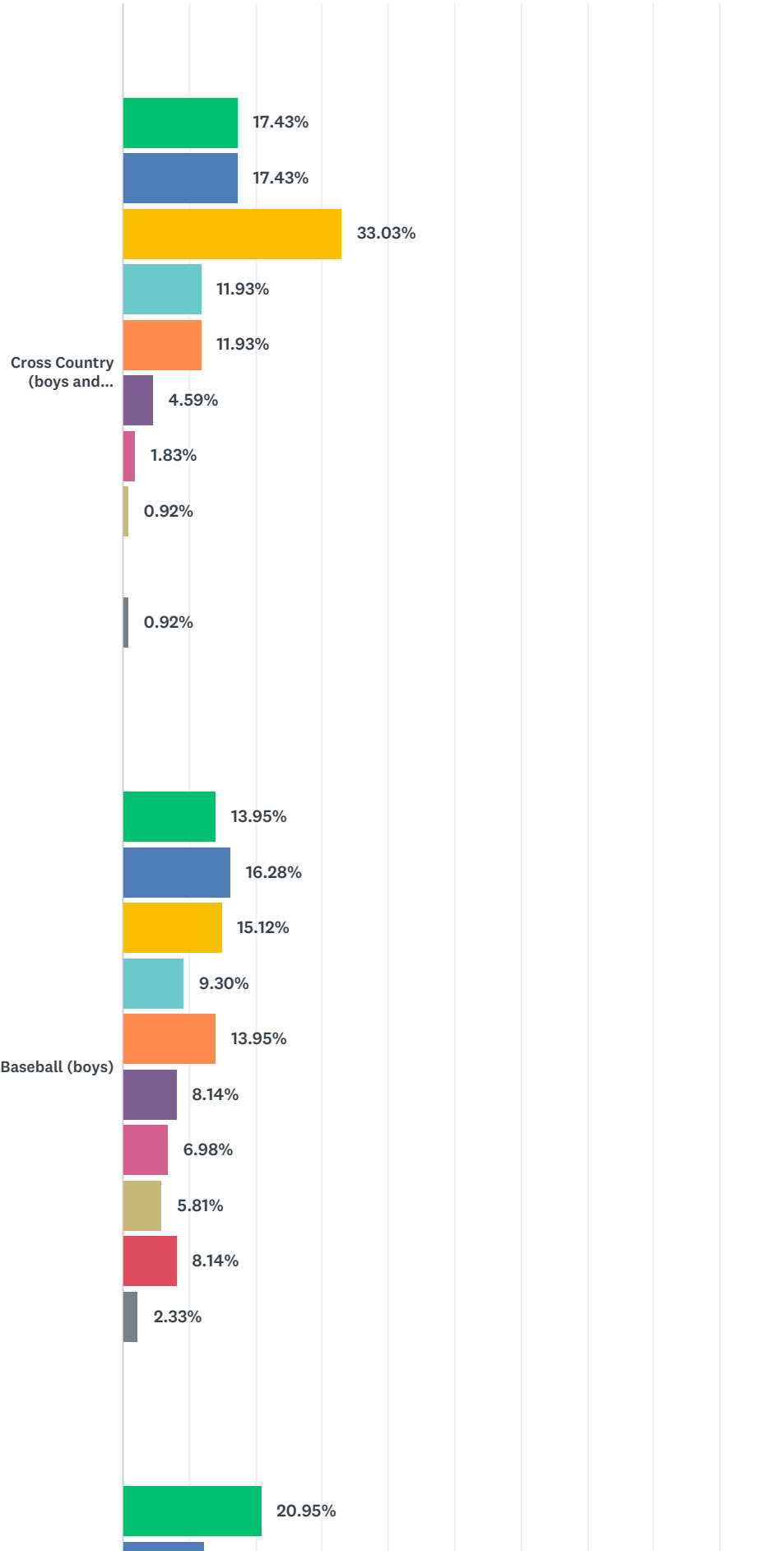
ANSWER CHOICES	RESPONSES	
\$10.00-\$24.00 per month	37.84%	56
\$25.00-\$49.00 per month	29.73%	44
\$50.00-\$74.00 per month	12.84%	19
\$75.00-\$99.00 per month	5.41%	8
\$100.00 or more per month	4.73%	7
None, I would participate only if there was no charge	9.46%	14
TOTAL		148

Q18 The school should invest or continue to invest, in the following athletic opportunities (rank three)

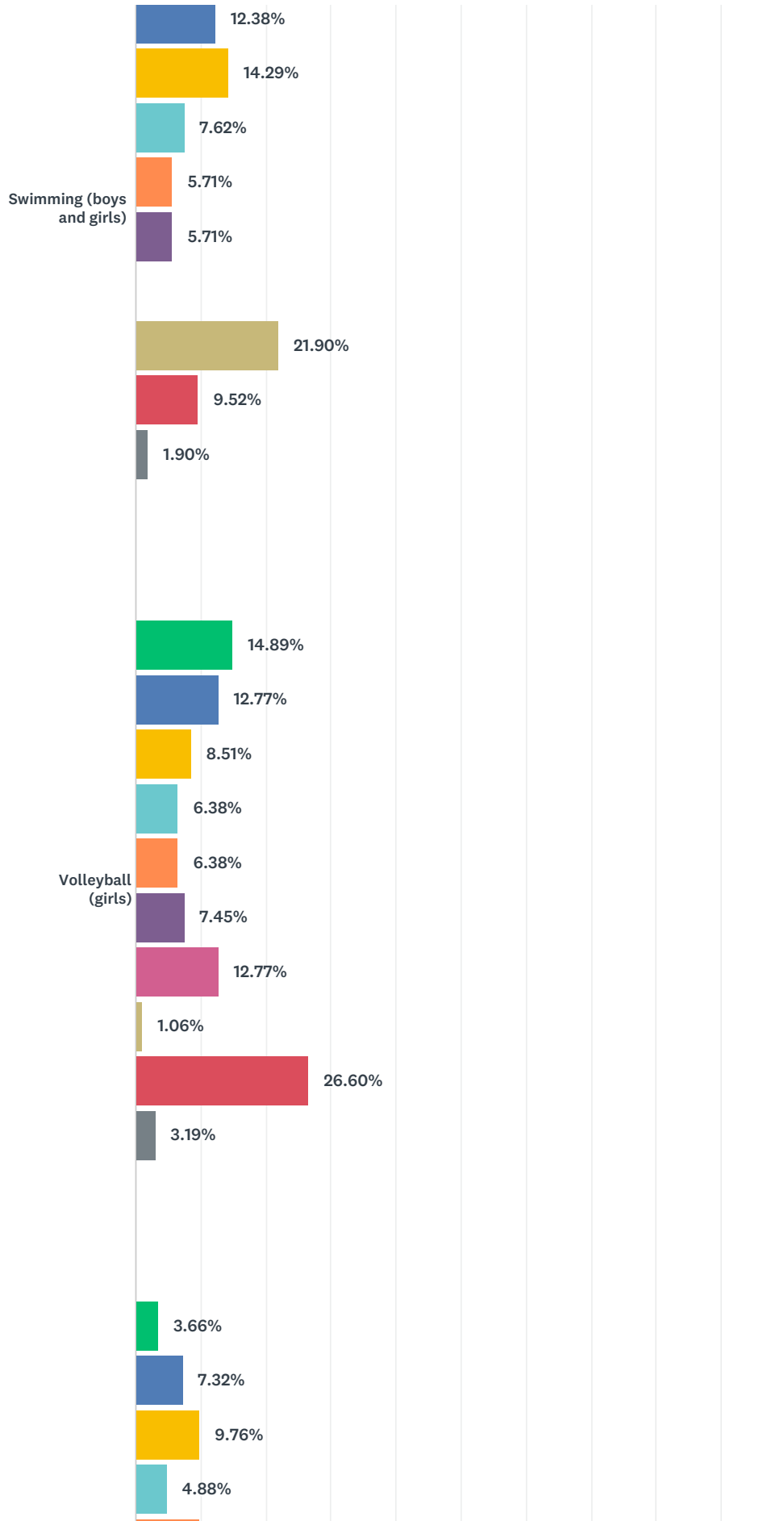
Answered: 140 Skipped: 18



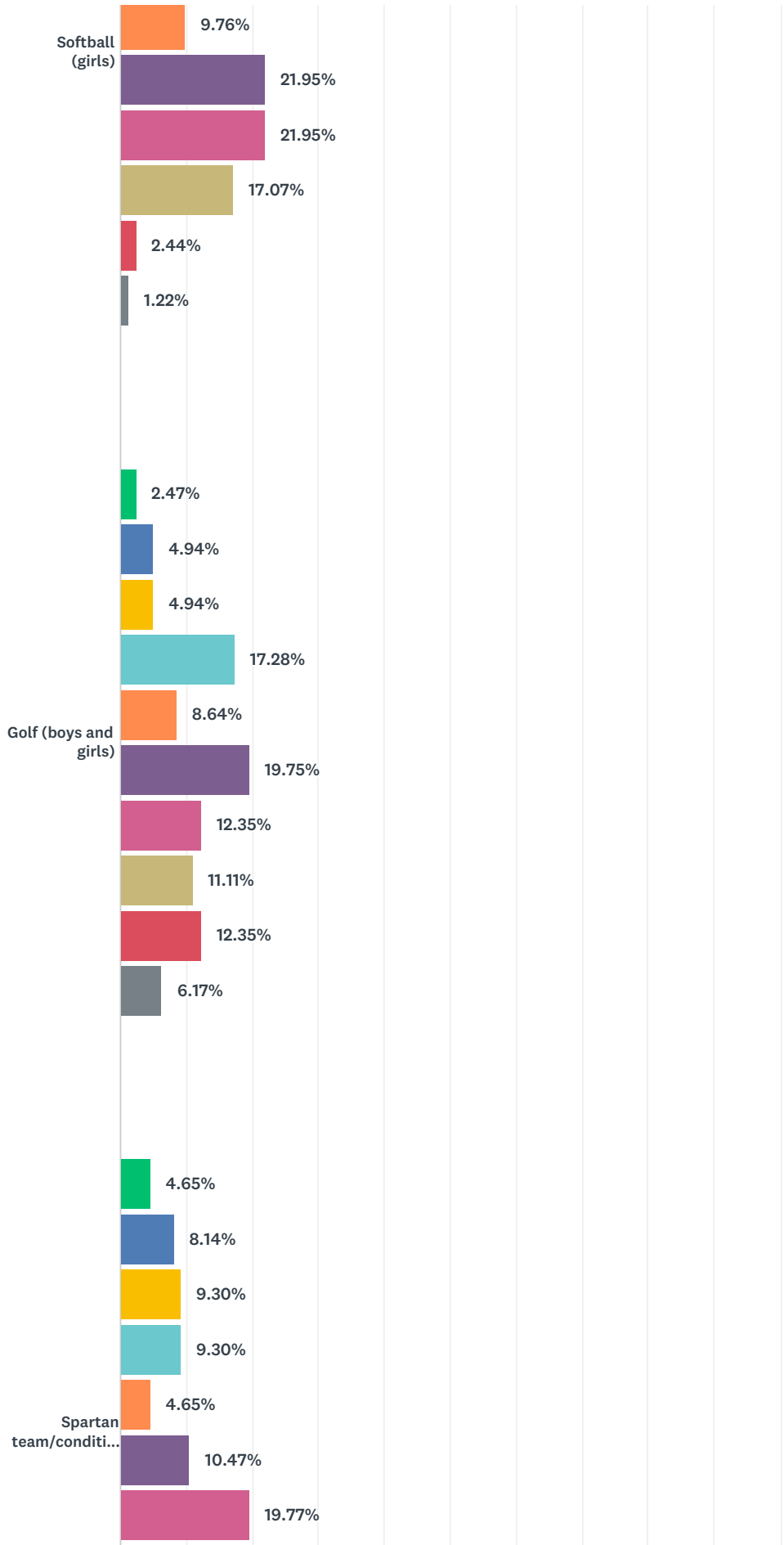
WMPCS 2018-19 Community Survey



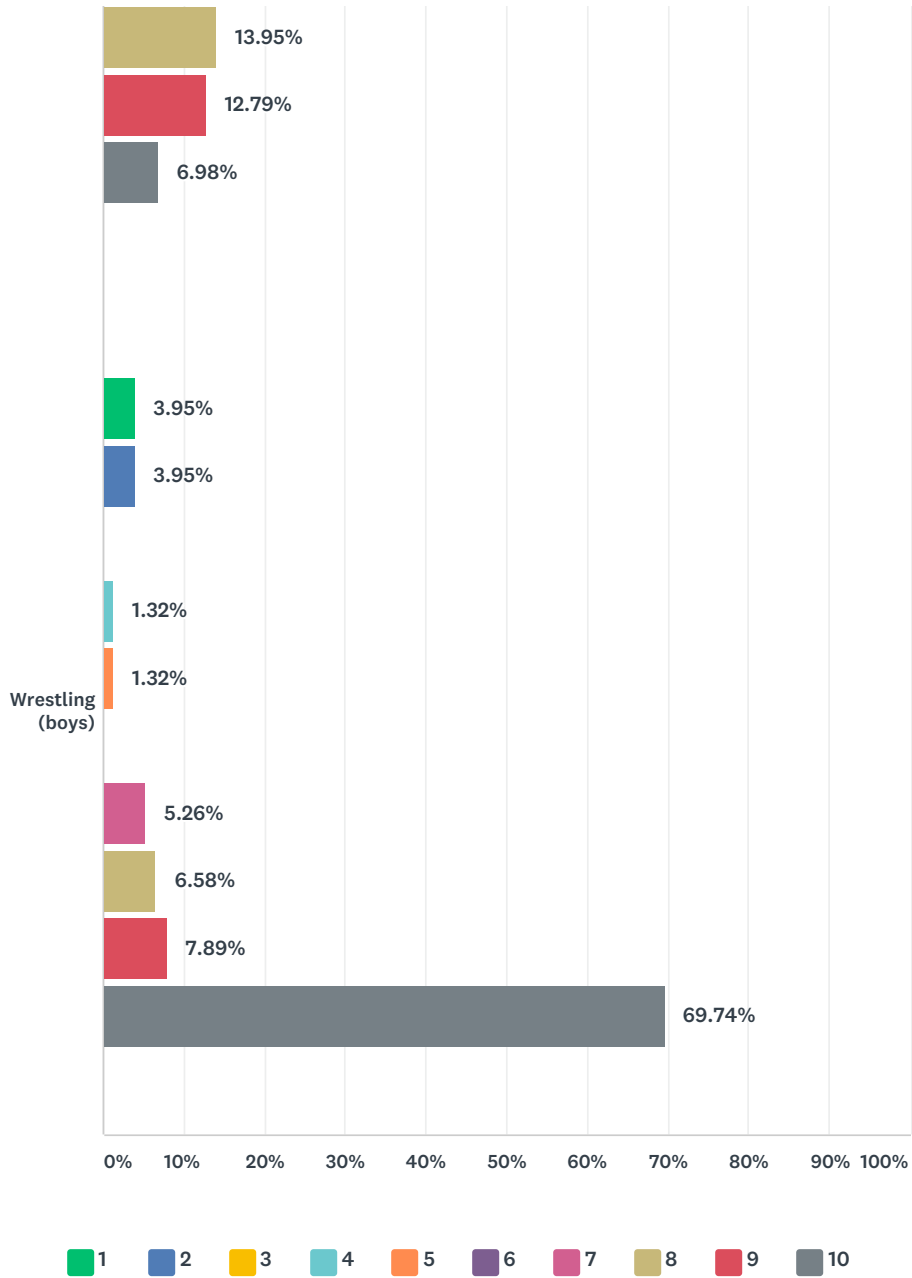
WMPCS 2018-19 Community Survey



WMPCS 2018-19 Community Survey



WMPCS 2018-19 Community Survey



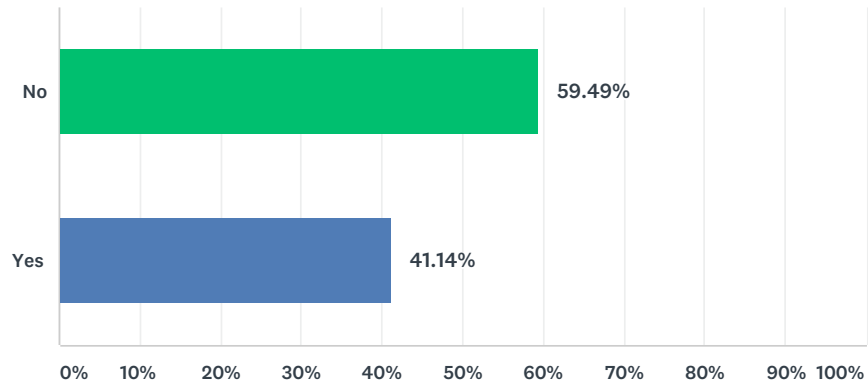
	1	2	3	4	5	6	7	8	9	10	TOTAL	SCC
Soccer (boys and girls)	37.30% 47	19.84% 25	16.67% 21	6.35% 8	8.73% 11	3.97% 5	3.97% 5	2.38% 3	0.79% 1	0.00% 0	126	8
Basketball (boys and girls)	12.73% 14	32.73% 36	21.82% 24	14.55% 16	9.09% 10	4.55% 5	1.82% 2	0.91% 1	0.91% 1	0.91% 1	110	7
Cross Country (boys and girls)	17.43% 19	17.43% 19	33.03% 36	11.93% 13	11.93% 13	4.59% 5	1.83% 2	0.92% 1	0.00% 0	0.92% 1	109	7
Baseball (boys)	13.95% 12	16.28% 14	15.12% 13	9.30% 8	13.95% 12	8.14% 7	6.98% 6	5.81% 5	8.14% 7	2.33% 2	86	6
Swimming (boys and girls)	20.95% 22	12.38% 13	14.29% 15	7.62% 8	5.71% 6	5.71% 6	0.00% 0	21.90% 23	9.52% 10	1.90% 2	105	6
Volleyball (girls)	14.89% 14	12.77% 12	8.51% 8	6.38% 6	6.38% 6	7.45% 7	12.77% 12	1.06% 1	26.60% 25	3.19% 3	94	5
Softball (girls)	3.66% 3	7.32% 6	9.76% 8	4.88% 4	9.76% 8	21.95% 18	21.95% 18	17.07% 14	2.44% 2	1.22% 1	82	5

WMPCS 2018-19 Community Survey

Golf (boys and girls)	2.47% 2	4.94% 4	4.94% 4	17.28% 14	8.64% 7	19.75% 16	12.35% 10	11.11% 9	12.35% 10	6.17% 5	81	4
Spartan team/conditioning (boys and girls)	4.65% 4	8.14% 7	9.30% 8	9.30% 8	4.65% 4	10.47% 9	19.77% 17	13.95% 12	12.79% 11	6.98% 6	86	4
Wrestling (boys)	3.95% 3	3.95% 3	0.00% 0	1.32% 1	1.32% 1	0.00% 0	5.26% 4	6.58% 5	7.89% 6	69.74% 53	76	2

Q19 I would be willing to meet with our high school students about my career or college experience

Answered: 158 Skipped: 0



ANSWER CHOICES	RESPONSES	
No	59.49%	94
Yes	41.14%	65
Total Respondents: 158		

Q20 List two things that the school does well.

Answered: 104 Skipped: 54

Comments have been reported to the Administration and Board of Trustees.

Q21 List two things that the school should improve.

Answered: 92 Skipped: 66

Comments have been reported to the Administration and Board of Trustees.

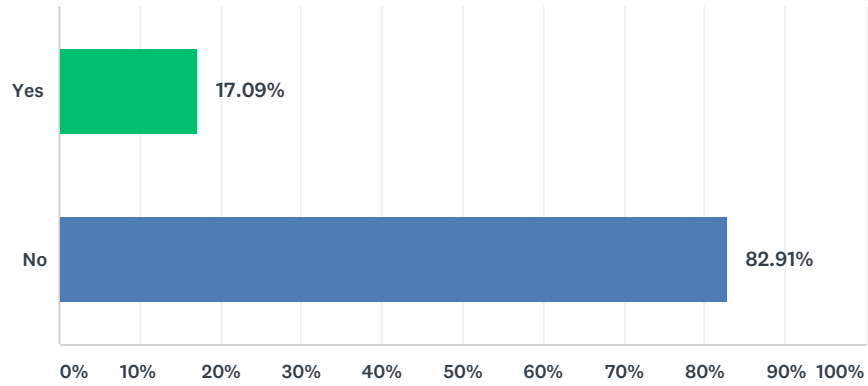
Q22 Would you like us to follow-up with you personally regarding your survey? If so, please provide an email address or phone number so that we may contact you.

Answered: 18 Skipped: 140

Comments have been reported to the Administration and Board of Trustees.

Q23 Does your child receive EC or LEP services? (i.e. - Exceptional Children's Services, Speech, Occupational Therapy, or Limited English Proficiency)

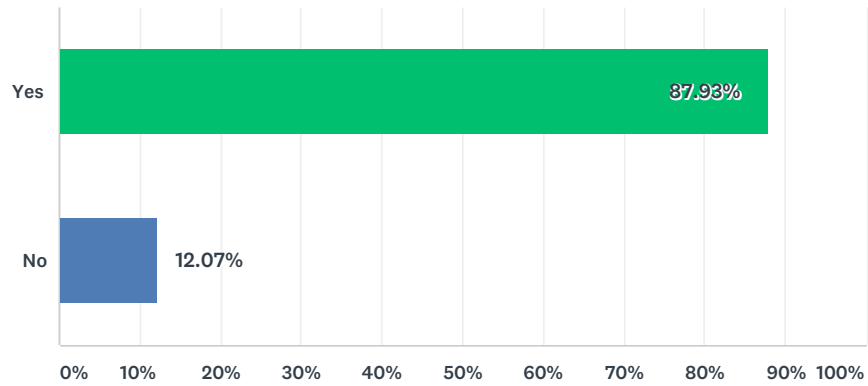
Answered: 158 Skipped: 0



ANSWER CHOICES	RESPONSES	
Yes	17.09%	27
No	82.91%	131
TOTAL		158

Q24 I would be willing to speak with students about my post-secondary education (university, college, community college or career).

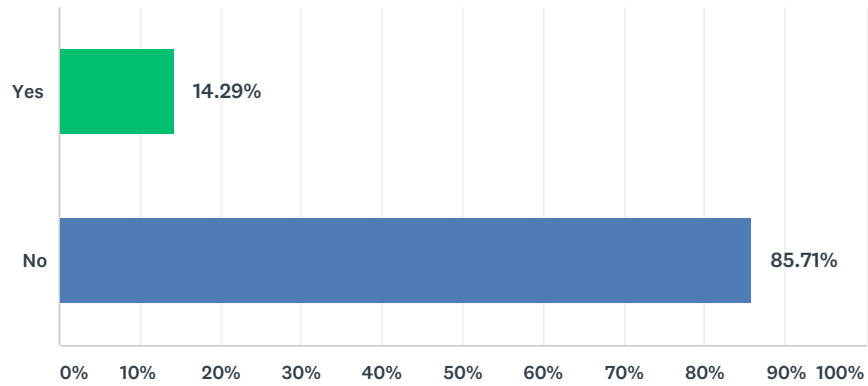
Answered: 58 Skipped: 100



ANSWER CHOICES	RESPONSES	
Yes	87.93%	51
No	12.07%	7
Total Respondents: 58		

Q25 My business or employer has internship opportunities for Junior or Seniors in high school.

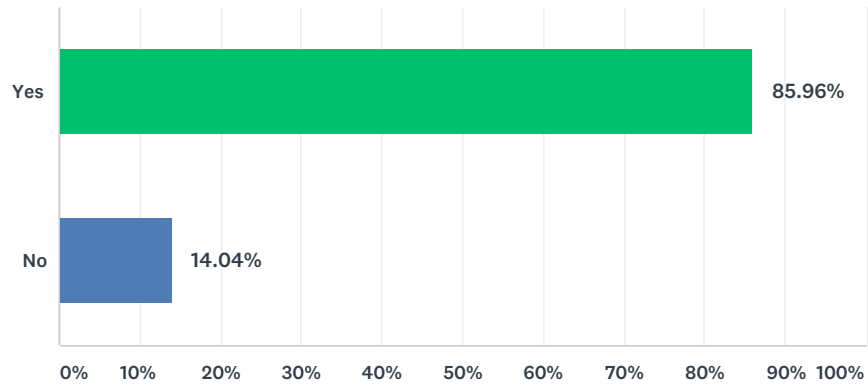
Answered: 56 Skipped: 102



ANSWER CHOICES	RESPONSES	
Yes	14.29%	8
No	85.71%	48
Total Respondents: 56		

Q26 I would be willing to meet with high school students about my profession.

Answered: 57 Skipped: 101



ANSWER CHOICES	RESPONSES	
Yes	85.96%	49
No	14.04%	8
Total Respondents: 57		

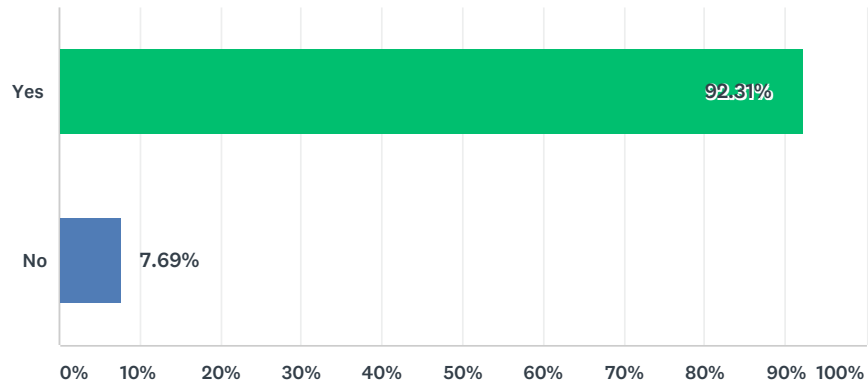
Q27 If you answered yes to the above questions please provide an email address to contact you. (Your email address will not be linked to the survey results).

Answered: 45 Skipped: 113

Comments have been reported to the Administration and Board of Trustees.

Q28 Did the IEP committee have your child's best interest as the main goal of the meeting?

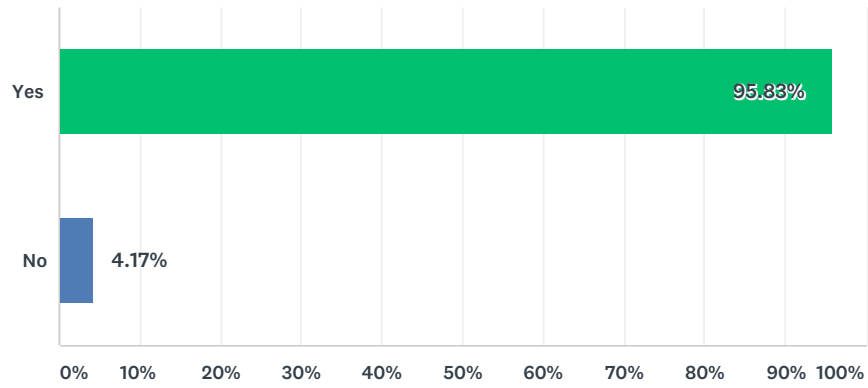
Answered: 26 Skipped: 132



ANSWER CHOICES	RESPONSES	
Yes	92.31%	24
No	7.69%	2
TOTAL		26

Q29 Were my (your) concerns regarding my (your) child's education considered?

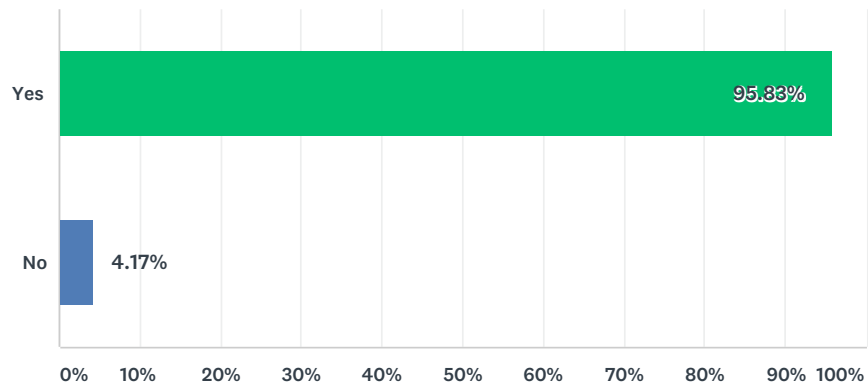
Answered: 24 Skipped: 134



ANSWER CHOICES	RESPONSES	
Yes	95.83%	23
No	4.17%	1
TOTAL		24

Q30 Did school personnel maintain a positive and courteous attitude?

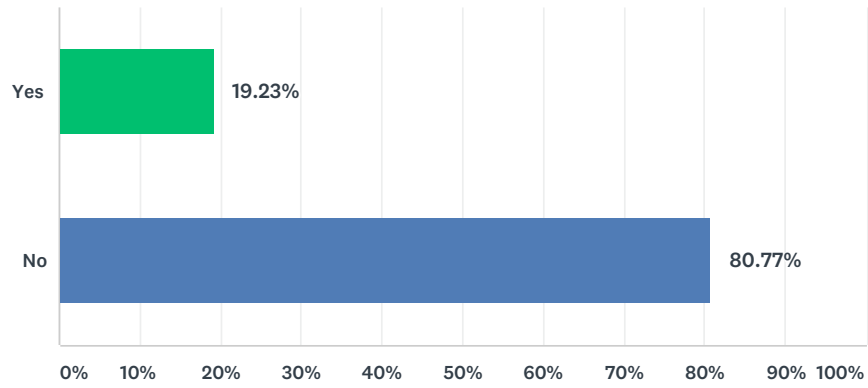
Answered: 24 Skipped: 134



ANSWER CHOICES	RESPONSES	
Yes	95.83%	23
No	4.17%	1
TOTAL		24

Q31 Do you use the school's EC Website page as a resource for EC information?

Answered: 26 Skipped: 132



ANSWER CHOICES	RESPONSES	
Yes	19.23%	5
No	80.77%	21
TOTAL		26

Q32 Additional Comments regarding EC Services:

Answered: 13 Skipped: 145

Comments have been reported to the Administration and Board of Trustees.