



Washington Montessori

Charter and Non-District Affiliated Schools

School Website: <http://wmpcs.org> (<http://wmpcs.org>)

Grade Level: K-12 School **Charter:** Yes
 2330 Old Bath Hwy, Washington, NC 27889
 (252)946-1977

View Downloadable Report in English 
 (https://ncreportcards.ondemand.sas.com/src2/reports/07A000_2015_K-12-School.html)

View Downloadable Report in Spanish 
 (https://ncreportcards.ondemand.sas.com/src2/reports/07A000_2015_K-12-School_Spanish.html)

Compare to Other Schools 

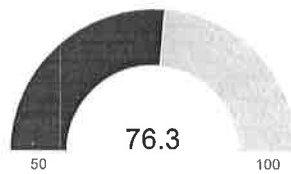
2014-15 Overall Performance

Grade History 

C 2014-15
GRADE

65

PERFORMANCE GRADE SCORE



ACADEMIC GROWTH
 **Growth Met**

Growth Range	Growth Status
50.0-69.9	Not Met
70.0-84.9	Met
85.0-100.0	Exceeded

D 2014-15
EOG MATH GRADE

B 2014-15
EOG READING GRADE

51

78

EOG MATH GRADE SCORE

EOG READING GRADE SCORE

Growth Met

Growth Met

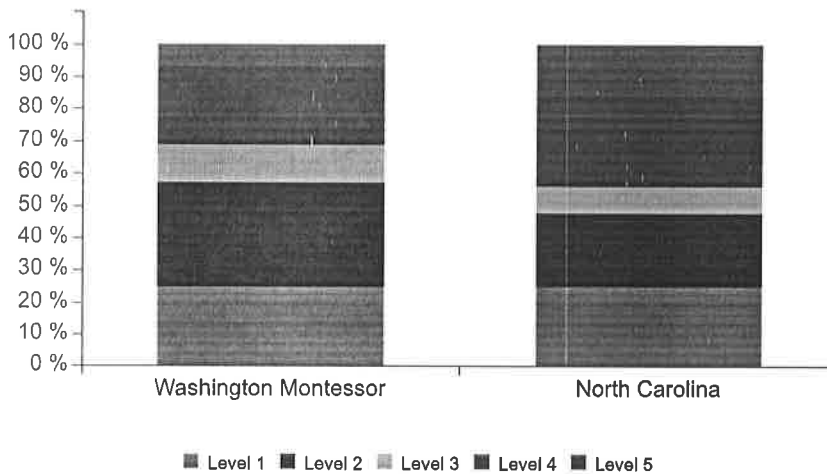
Note - To protect student privacy, any percentage that is greater than or equal to 95% appears as 95%, and any value less than 5% will not appear in the charts below.

2014-15 Student Performance

This section describes student performance in various test subject areas. Student test performance is reported as one of five achievement levelsⁱ. Levels 1 and 2 are below grade level. Level 3 is at grade level. Levels 4 and 5 indicate college and career readiness.

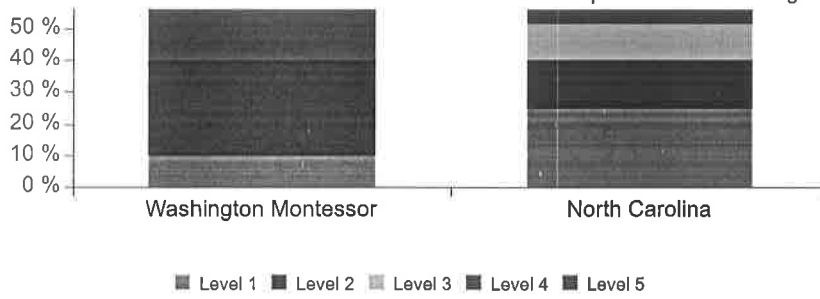
Proficiency in Subject Areas

Math Performanceⁱ

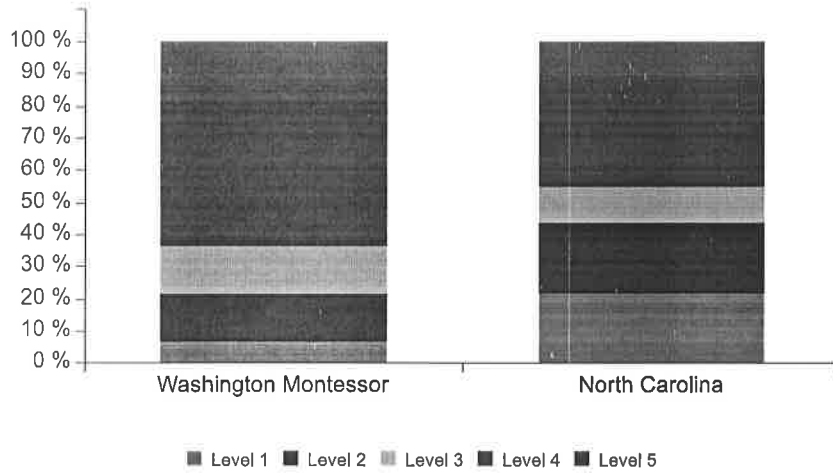


NC Math I Performanceⁱ

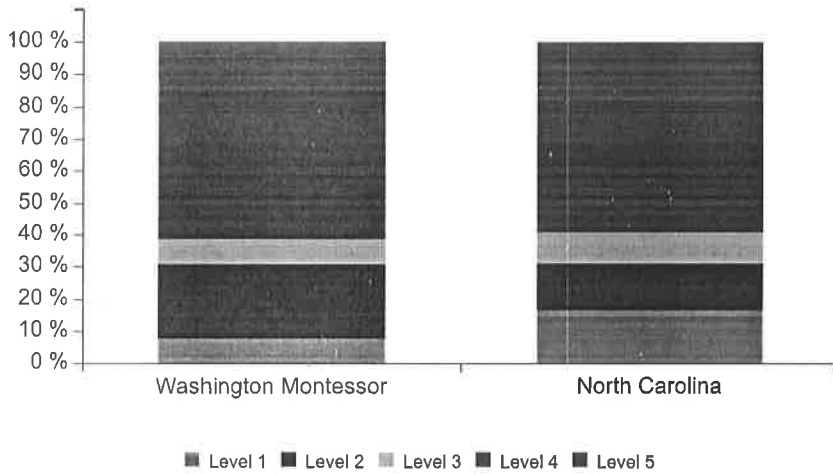




English Language Arts/ Reading Performance ⓘ



Science Performance ⓘ



Other Measures

Read to Achieve ⓘ

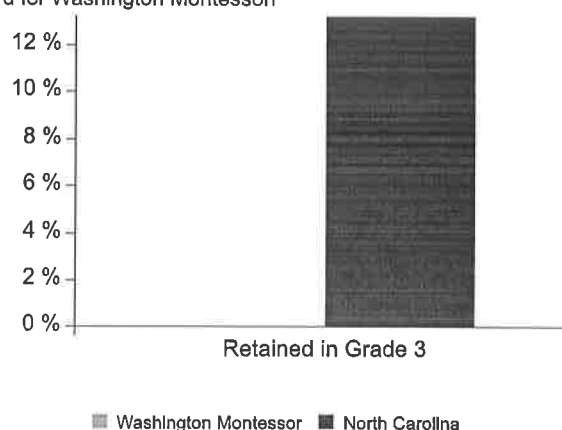

Promoted to Grade 4

Retained in Grade 3

100 %]

14.00 %]

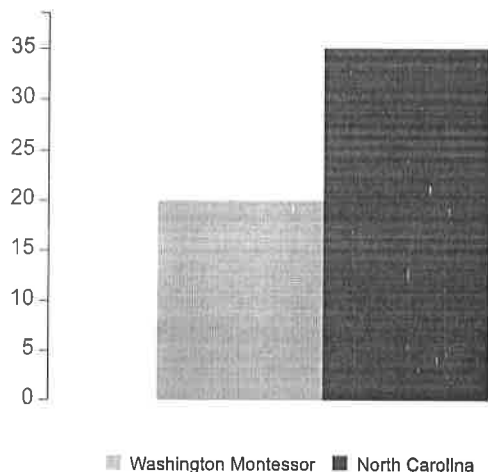
School Report Card for Washington Montessori



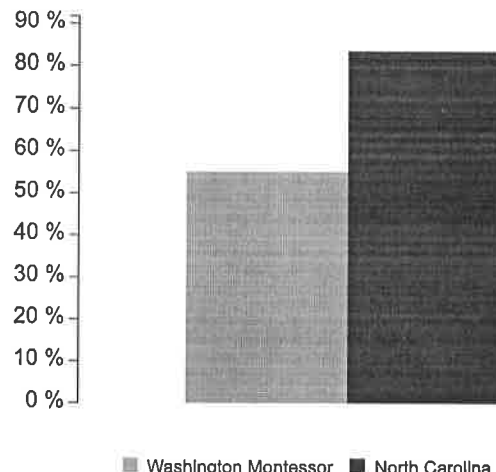
2014-15 Teachers and Qualifications

This section provides information on teachers and their qualifications.

Total Classroom Teachers ⁱ



Fully Licensed Teachers ⁱ

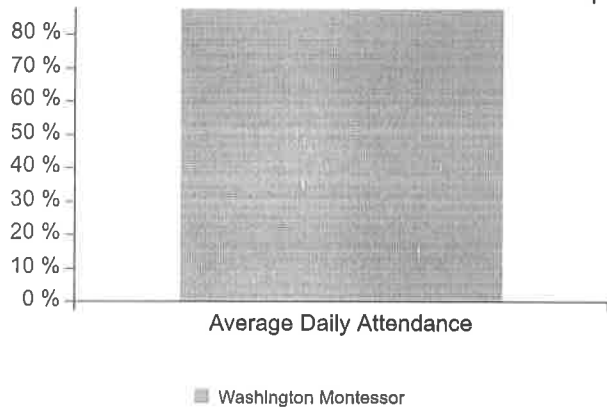


2014-15 School Environment


This section provides information on the school environment and facilities.

Student Attendance ⁱ







Student Behavior (per 100 students) ⓘ




Students per Internet Device ⓘ



Book Titles per Student ⓘ



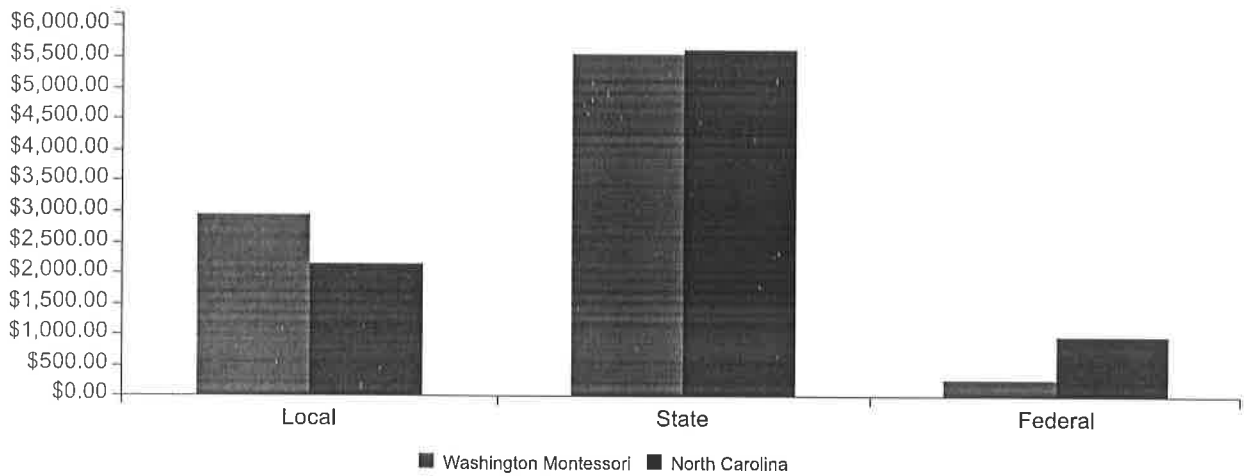
Wireless Access Points per Classroom ⓘ



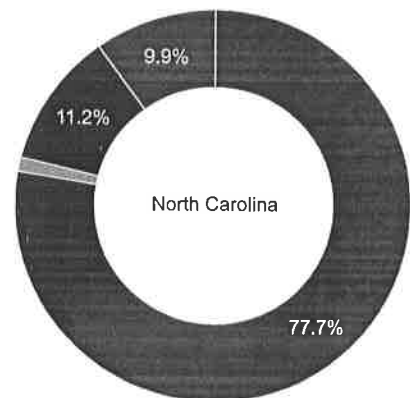
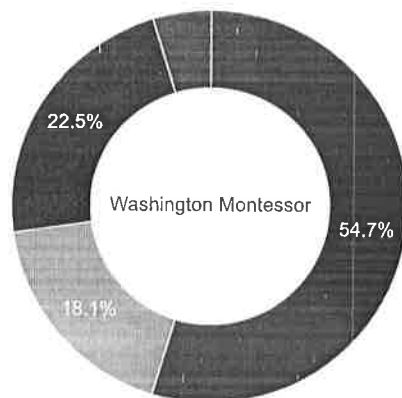
2014-15 Financial Data

This section provides information on the school funding and expenditures.

Per Pupil Source of Funding



Use of Funds



■ Compensation
■ Instructional Equipment
■ Other
■ Services
■ Suppli
■ Compensation
■ Instructional Equipment
■ Other
■ Services